

ÁREA DE INGLÉS - SEGUNDO PRIMARIA - NIVEL PRIMARIA



Estimados padres de familia y estudiantes, a continuación les presentamos las actividades de la semana:

Antes:

1. Lee todas las instrucciones, horario y cada ejemplo.
2. Prepara un lugar para poder trabajar
3. Tu atención y concentración es importante para trabajar en el tiempo asignado.





GENERALIDADES DE LA SEMANA

WEEK 6 SEMANA 6	LANGUAGE ARTS	GRAMMAR
STUDENTS	<p>Weekly Vocabulary: "school subjects"</p> <ol style="list-style-type: none"> 1. Art 2. Math 3. English 4. Science 5. P.E (Physical Education) 6. Music <p>Day 1: Watch the video twice. Listen and repeat the vocabulary words and listen the story in page 40 of the book. https://youtu.be/GIIHh4Mfg5A</p> <p>Day 2: Watch again the video and listen the story. Copy the sentences in the notebook and answer with YES or NO.</p> 	<p>Topic: Verbs</p> <ol style="list-style-type: none"> 1. close 2. put 3. show 4. talk 5. make <p>Topic : Verbs</p> <p>Activity 1: Watch the video twice. Make a chart with the content, you can use markers. https://youtu.be/VDGxR9mBXoM</p> <p>Activity 2: Make five verbs with drawing or cutouts.</p> <p>Activity 3: Write the sentences in the notebook and complete the sentences by looking at the picture .</p> 
PADRES DE FAMILIA	<p>Les desglosamos las instrucciones en español para que puedan guiar a sus hijos, sin embargo cada alumno es capaz de lograr todo si confiamos en él o ella.</p> <p>DÍA 1. - Reproducir el video de Miss Vivi Alvarez dos veces. Escuchar y repetir las palabras del vocabulario.</p> <p>- Escuchar y Leer la historia en la página 40 del libro.(en el video se encuentra reproducida la página del libro)</p> <p>DÍA 2.- Reproduce el video nuevamente y escucha la historia.</p> <p>- Copiar las oraciones que aparecen en las instrucciones y contestalas utilizando Yes o No.</p> <p>Papitos: si alguien en casa no cuenta con el libro, en el video estará reproducida la página a trabajar y adjunto a este documento podrán encontrarla también.</p>	<p>Les desglosamos las instrucciones en español para que puedan guiar a sus hijos, sin embargo cada alumno es capaz de lograr todo si confiamos en él o ella.</p> <p>Tema: "<u>Verbs</u>"</p> <p>Actividad 1: Reproducir el video de Miss Jessica López dos veces. Hacer el gráfico tal y como se muestra el ejemplo. (Puede realizar los dibujos con marcadores).</p> <p>Actividad 2 : Ilustrar cada verbo con dibujos o recortes. Ver ejemplo.</p> <p>Actividad 3: Completar las oraciones observando la imagen adjunta. Copiar las oraciones y completar en el cuaderno.</p>

	<ul style="list-style-type: none"> • Cuaderno NEÓN ANARANJADO, y Libro de Family and Friends 2 • Estuche completo • Computadora, celular o tablet con acceso a internet, para poder reproducir el video de la semana : https://youtu.be/GIIHh4Mfg5A 	<ul style="list-style-type: none"> • Cuaderno NEÓN VERDE • Estuche completo • Computadora, celular o tablet con acceso a internet • Youtube: https://youtu.be/VDGxR9mBXoM
DURACIÓN por día	30 minutos	30 minutos

SCHEDULE AND DESCRIPTIONS OF ACTIVITIES / HORARIO Y DESCRIPCIÓN DE LAS ACTIVIDADES

WEEK 6 April 27th to May 1st	MONDAY	TUESDAY	WEDNESDAY	THURSDAY	FRIDAY
Language Arts 1. Art 2. Math 3. English 4. Science 5. P.E 6. Music		Day 1 Date: April 28th. <ul style="list-style-type: none"> • Watch the video twice. https://youtu.be/GIIHh4Mfg5A  Repeat what your teacher says in the video.		Day 2 Date: April 30th. Exercise: Listen and read again the story and answer the sentences with YES or NO 1.They have English on Monday. ____ 2. Tim Change Bags with Rosy. ____ 3. They Have P.E on Saturday. ____ 4. Tim is crying a lot. ____ 5. Tim and Rosy forget their P.E. bags. ____	

WEEK 6 April 27th to 30th	MONDAY	TUESDAY	WEDNESDAY	THURSDAY	FRIDAY
GRAMMAR Topic: Verbs 1. close 2. put 3. show 4. talk 5. make	Date: April 27th Activity 1 <ul style="list-style-type: none"> • Watch the video twice. https://youtu.be/VDGxR9mBXoM  Repeat what your teacher does in the video. <ul style="list-style-type: none"> • Copy the chart with the content. You can use markers for the pictures. (Look at example picture 1) 		Date: April 29th Activity 2 illustrate each verb with drawing or cutouts. (Look at example picture 2)	Date: April 30th Activity 3 Complete the sentences by looking at the picture. Copy the complete sentences in the notebook. 1. Juan closes / puts on his jeans. 2. She shows / talks her picture. 3. Juan and Maria show / make a surprise for their mother. 4. I talk / close to my cousin. 5. My mom puts / closes the door.	

5


We have English!

Lesson One Words

1 Listen, point, and repeat. 53



art



math



English



science



P.E.



music

2 Listen and chant. 54

3 Listen and read. 55

1 What do we have on Monday?

We have English. Then we have math.

2 When do we have P.E.?

We have P.E. on Thursday. Oh good!

3 On Thursday

Don't forget these.

Oh yes. Our P.E. bags.

4 It's time for soccer.

5 Oh no! This is Rosy's bag. I can't play soccer now!

6 You can wear their clothes, Tim.

Thank you very much!

Estimados padres de familia si el alumno cuenta con su texto puede utilizarlo. De lo contrario puede realizar los ejercicios en el cuaderno.

LANGUAGE ARTS

April 30th, 2020

SCHOOL SUBJECTS

Page. 40

Instructions: Listen and read again the story and answer the sentences with **YES** or **NO**.

1. They have English on Monday. ____

2. Tim Change Bags with Rosy. ____

3. They Have P.E on Saturday. ____

4. Tim is crying a lot. ____

5. Tim and Rosy forget their P.E. bags. ____



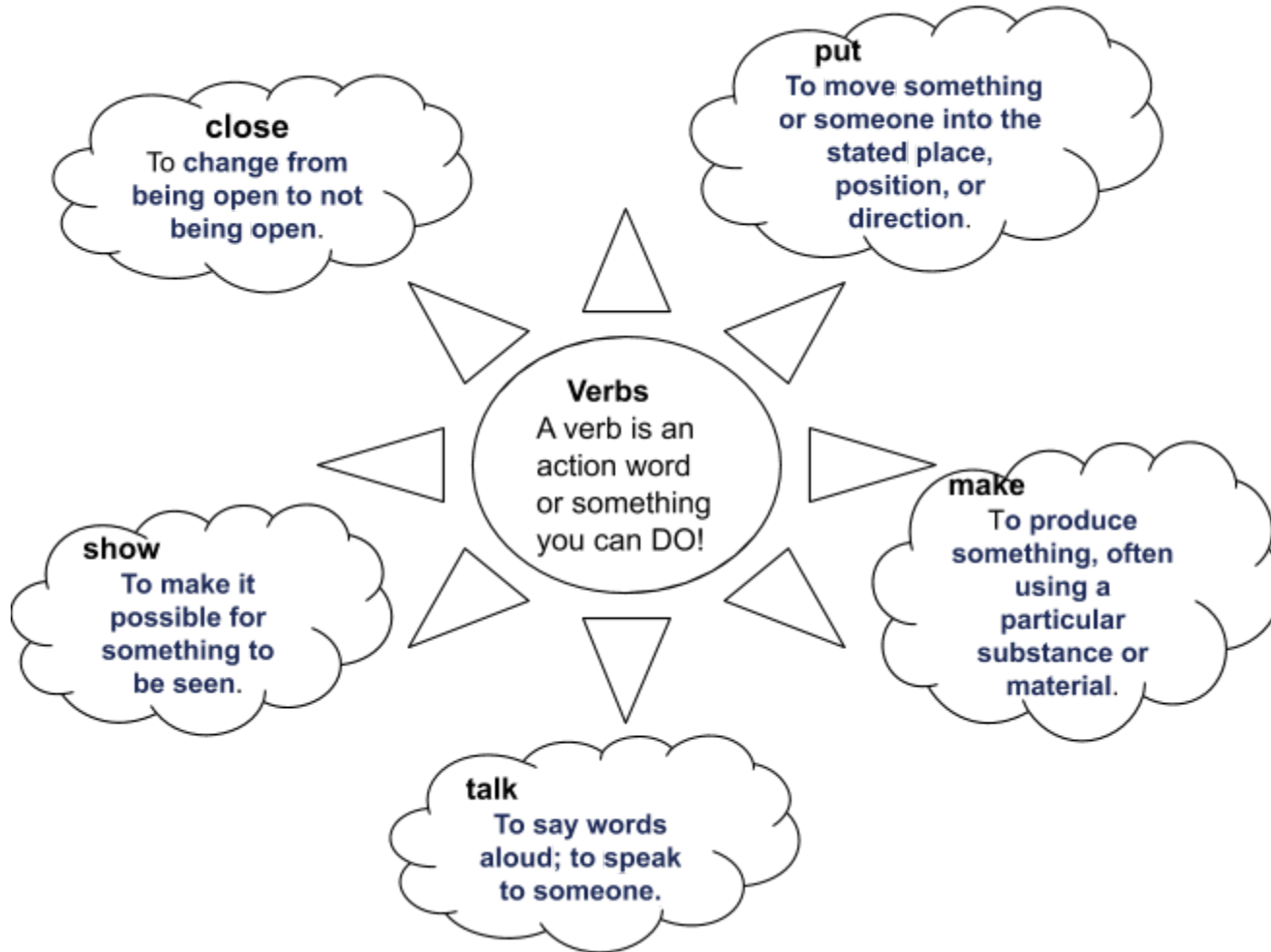
April 27th,2020

Activity 1



Watch the video (twice)

Notebook Copy the chart with the content. You can use markers for the pictures.



Remember:

She **closes**.
He **puts**.
It **shows**.

I **close**.
We **talk**.
They **put**.
You **make**.


April 29th,2020

Activity 2

Notebook Illustrate the verbs: close, put, show, make, talk. with drawing or cutouts.

Example:

- She cuts.



April 30th,2020

Activity 3: **Notebook** Complete the sentences by looking at the picture. Copy the complete sentences in the notebook.

1. Juan closes / puts on his jeans.



2. She shows / talks her picture.



3. Juan and Maria show / make a surprise for their mother.



4. I talk / close to my cousin.



5. My mom puts / closes the door.

