

ÁREA DE INGLÉS - CUARTO PRIMARIA - NIVEL PRIMARIA



Estimados padres de familia y estudiantes, a continuación les presentamos las actividades de la semana:

Antes:

1. Lee todas las instrucciones, horario y cada ejemplo.
2. Prepara un lugar para poder trabajar.
3. Tu atención y concentración es importante para trabajar en el tiempo asignado.




GENERALIDADES DE LA SEMANA

WEEK 5 SEMANA 5	LANGUAGE ARTS	GRAMMAR
STUDENTS	<p>Weekly Vocabulary</p> <ol style="list-style-type: none"> 1. shadow 2. puppet 3. popular 4. event 5. stick <p>Day 1: Write each word 3 times in the notebook. Day 2: Illustrate the words with drawings or cutouts. Write words by letters. Use different colors and practice Spelling Bee.</p>	<p>Topic: Regular plural nouns</p> <ul style="list-style-type: none"> • <u>Watch the video twice</u>  <ol style="list-style-type: none"> 1. box - boxes 2. game - games 3. hospital - hospitals 4. concert - concerts 5. fox - foxes <p>Activity 1 Copy the topic and the definition of regular plural nouns in your notebook. Activity 2 Write 5 sentences and then illustrate them or paste cutouts if you want. Activity 3 Copy the exercise and complete the 5 sentences with regular plural nouns that you will find inside the squares.</p>
PADRES DE FAMILIA	<p>Les desglosamos las instrucciones en español para que puedan guiar a sus hijos, sin embargo cada alumno es capaz de lograr todo si confiamos en él o ella.</p> <p>DÍA 1. Escribir cada palabra 1 vez en el cuaderno. Ilustrar las palabras, con dibujos o recortes. Escribir cada palabra letra por letra. Utilizando diferentes colores. Practicar deletrear las palabras.</p> <p>DÍA 2. Realiza tu títere de dedo con hojas de papel y pégalo en tu cuaderno. Escribe 3 oraciones con las palabras del vocabulario describiendo tu títere.</p>	 <p>Les desglosamos las instrucciones en español para que puedan guiar a sus hijos, sin embargo cada alumno es capaz de lograr todo si confiamos en él o ella.</p> <p>Tema : Regular plural nouns <u>Reproducir el video dos veces.</u></p> <p>Actividad 1 Copiar el concepto de regular plural nouns y los ejemplos en el cuaderno. Actividad 2 Escribir 5 oraciones e ilustrarlas. (pueden pegar si así lo desean) Actividad 3 Copiar el ejercicio y completar las 5 oraciones con los regular plural nouns que se encuentran dentro de los cuadros.</p>
RECURSOS	<ul style="list-style-type: none"> • Cuaderno NEÓN ANARANJADO • Estuche completo • Diccionario https://dictionary.cambridge.org/es/ 	<ul style="list-style-type: none"> • Cuaderno NEÓN VERDE • Estuche completo • Computadora, tablet o celular con acceso a Internet. • https://youtu.be/1a6SB3jN_78
DURACIÓN por día	30 minutos	30 minutos

SCHEDULE AND DESCRIPTIONS OF ACTIVITIES / HORARIO Y DESCRIPCIÓN DE LAS ACTIVIDADES

WEEK 5 April 20 to 24	MONDAY	TUESDAY	WEDNESDAY	THURSDAY	FRIDAY
LANGUAGE ARTS Words 1. shadow 2. puppet 3. popular 4. event 5. stick		Date: April 21st, 2020 Day 1 <ul style="list-style-type: none"> Write the words in the notebook 1 time. and illustrate the words. You can draw or paste cutouts. Look at the example.		Date: April 23th, 2020 Day 2 <ul style="list-style-type: none"> Write the word by letters. Use different color of markers or crayons. Spell the words. Write one sentence with each word. Look at the example.	


WEEK 5 April 20 to 24	MONDAY	TUESDAY	WEDNESDAY	THURSDAY	FRIDAY
GRAMMAR Topic: Regular Plural Nouns 1. box - boxes 2. game - games 3. hospital - hospitals 4. concert - concerts 5. fox - foxes	Date: April 20th, 2020 Activity 1: <ul style="list-style-type: none"> Watch the video twice  https://youtu.be/1a6SB3jN_78 Copy the lesson and the examples in the notebook. (Look at example picture 1)		Date: April 22th, 2020 Activity 2: Write 5 sentences using the regular plural nouns and illustrate them. You can draw or paste cutouts. (Look at example picture 2)	Date: April 23th, 2020 Activity 3: Copy the exercise. Complete the sentences with the correct regular plural nouns. (Look at example picture 3)	

LANGUAGE ARTS

Date: March 13th, 2020


WEEKLY VOCABULARY

1. traffic light
traffic light
traffic light



t-r-a-f-f-i-c
l-i-g-h-t

Exercise



My puppet is an elephant.

DAY 1

DAY 2

The diagram shows a box titled 'WEEKLY VOCABULARY' containing a list of 'traffic light', a traffic light icon, the word 'traffic light' spelled out with colored letters, an 'Exercise' section with a photo of two puppets and the sentence 'My puppet is an elephant.', and two ovals labeled 'DAY 1' and 'DAY 2'. Red arrows point from the traffic light icon to 'DAY 1' and from the sentence to 'DAY 2'.

DAY 1

April 20th,2020



- **Watch the video twice before starting copy.**
https://youtu.be/1a6SB3jN_78

Regular Plural Nouns

Name more than one person, animal, place or thing.

Rules

1. Add an s to make the plural of most singular nouns.	hospitals
2. Add es to nouns that end in ch, sh, s, x, or z.	boxes
3. For nouns that end in y with a consonant before the y change the y to i and add es .	candies
4. For nouns that end in y with a vowel before the y just add s .	toys
5. For nouns that end in f or fe drop the f or fe and add ves .	leaves
6. For nouns that end with a consonant before an o add es .	potatoes

Examples in sentences:

1. In the forest I see a lot of wild fox**es**.
2. In Guatemala we can found hospital**s** with excellent doctors.
3. The concert**s** of Ricardo Arjona are amazing.
4. My favorite video game**s** are Zelda and Diddy Kong racing.
5. I have big box**es** under the table.

DAY 2

April 22th,2020

Exercise

- Sentences and illustrations.

Example

0. You can find orca **whales** in all the world's oceans.



- 1.
- 2.
- 3.
- 4.
- 5.

DAY 3

April 23th,2020

Exercise

- Complete the sentences with **the plural form** of the nouns.

year	patch	kilogram	meter	whale
------	-------	----------	-------	-------

1. You can see orcas or orca whales _____ near Seattle.
2. Orca whales are six to nine _____ long.
3. They can weigh between 8000 and 10000 _____.
4. They have white _____ near their eyes.
5. Female orca whales can live up to eighty _____.