

# ÁREA DE INGLÉS - QUINTO PRIMARIA - NIVEL PRIMARIA





Estimados padres de familia y estudiantes, a continuación les presentamos las actividades de la semana:



Antes:

1. Lee todas las instrucciones, horario y cada ejemplo.
2. Prepara un lugar para poder trabajar.
3. Tu atención y concentración es importante para trabajar en el tiempo asignado.

## GENERALIDADES DE LA SEMANA

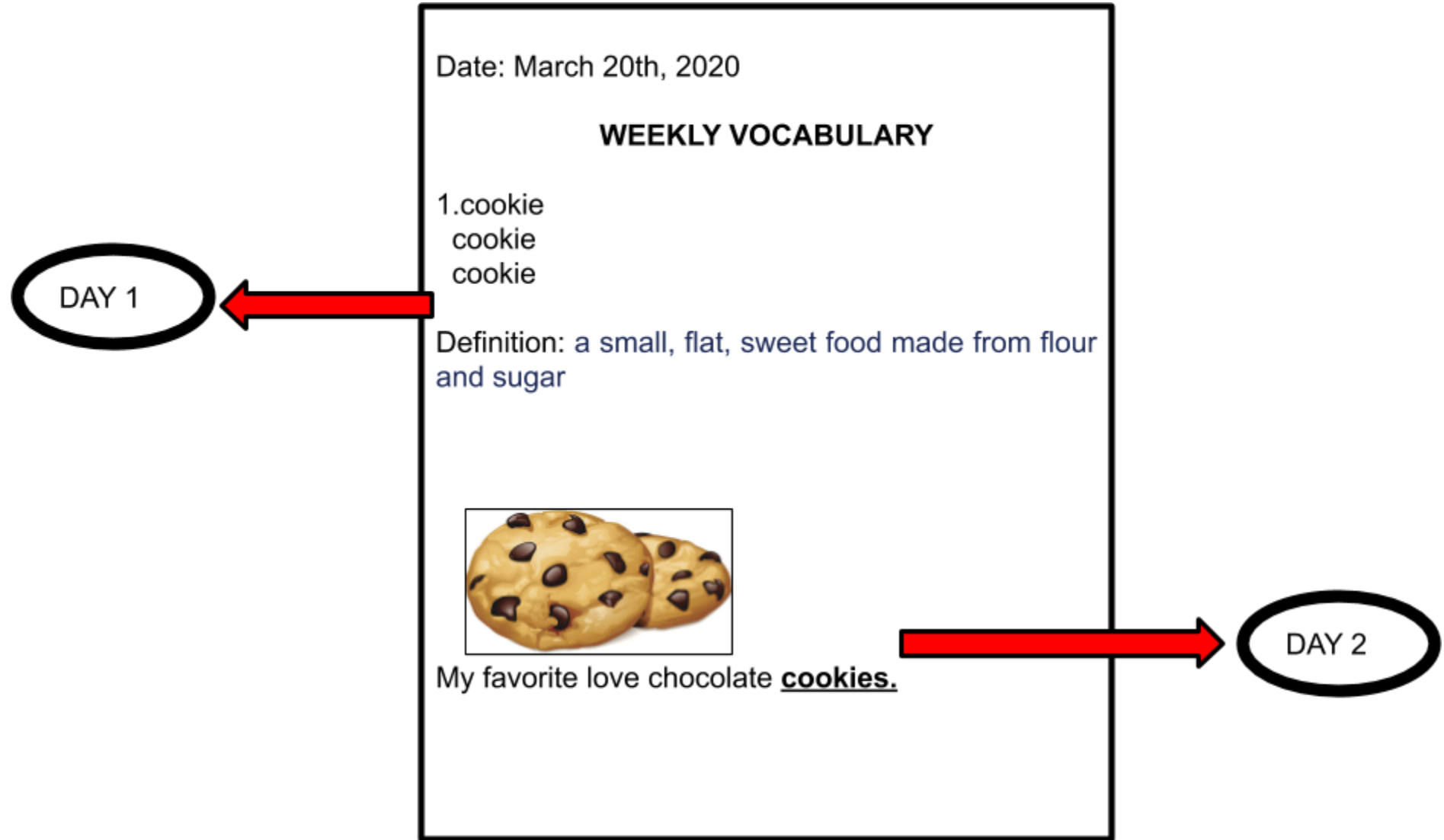
WEEK 6 SEMANA 6	LANGUAGE ARTS	GRAMMAR
STUDENTS	<p><b>Weekly Vocabulary</b></p> <ol style="list-style-type: none"> <li>1. climb</li> <li>2. buy</li> <li>3. ride</li> <li>4. feed</li> <li>5. arrive</li> </ol> <p><b>DAY 1</b> Write each word 3 times in the notebook. Look for the definitions in the dictionary and write them down.</p> <p><b>DAY 2</b> Illustrate the words, you can draw or paste cutouts. Write a sentences with each word. Highlight the word.</p>	<p><b>Topic: SUBJECTS AND PREDICATES</b></p> <ul style="list-style-type: none"> <li>• Predicate</li> <li>• Subject</li> </ul> <div style="text-align: right;">   </div> <p><b>Activity 1</b> Watch the video twice. Copy the lesson and examples in the notebook.</p> <p><b>Activity 2</b> Copy the exercise in the notebook. Draw a line under the subject and predicate.</p> <p><b>Activity 3</b> Write the subject.</p>
PADRES DE FAMILIA	<p>Les desglosamos las instrucciones en español para que puedan guiar a sus hijos, sin embargo cada alumno es capaz de lograr todo si confiamos en él o ella.</p> <p><b>DÍA 1.</b> Escribir cada palabra 3 veces en el cuaderno. Buscar en el diccionario las definiciones de las palabras.</p> <p><b>DÍA 2..</b> Ilustrar las palabras, con dibujos o recortes. Crear y escribir una oración para cada palabra. Resaltar la palabra con otro color.</p>	<p>Les desglosamos las instrucciones en español para que puedan guiar a sus hijos, sin embargo cada alumno es capaz de lograr todo si confiamos en él o ella.</p> <p><b>Tema : SUBJECT AND PREDICATES</b></p> <p><b>Actividad 1. Ver el video del docente explicando dos veces.</b> Copiar la lección de subjects and predicates (sujeto y predicado) con sus respectivos ejemplos.</p> <p><b>Actividad 2.</b> Ejercicio: Dibuja una línea color anaranjado debajo del sujeto y una línea color azul debajo del predicado.</p> <p><b>Actividad 3.</b> Ejercicio: Escribe el sujeto de cada oración.</p>
RECURSOS	<ul style="list-style-type: none"> <li>• Cuaderno NEÓN ANARANJADO</li> <li>• Estuche completo</li> <li>• Diccionario sugerido <a href="https://dictionary.cambridge.org/es/">https://dictionary.cambridge.org/es/</a></li> </ul>	<ul style="list-style-type: none"> <li>• Cuaderno NEÓN VERDE</li> <li>• Estuche completo</li> <li>• Computadora, teléfono o tablet con acceso a internet</li> <li>• Youtube link <a href="https://www.youtube.com/watch?v=AtQWHKilQH4">https://www.youtube.com/watch?v=AtQWHKilQH4</a></li> </ul>
DURACIÓN por día	30 minutos	30 minutos

SCHEDULE AND DESCRIPTIONS OF ACTIVITIES / HORARIO Y DESCRIPCIÓN DE LAS ACTIVIDADES

WEEK 6 April 27 to 1	MONDAY	TUESDAY	WEDNESDAY	THURSDAY	FRIDAY								
<p><b>GRAMMAR</b></p> <p>Topic:</p> <p><b>SUBJECTS AND PREDICATES</b></p>	<p><b>Activity 1</b> Watch the video twice.</p> <p> </p> <p><a href="https://www.youtube.com/watch?v=AtQWHKilQH4">https://www.youtube.com/watch?v=AtQWHKilQH4</a> Copy the lesson and examples in the notebook.</p> <p>Monday April 27th, 2020</p> <p><b><u>SUBJECTS AND PREDICATES</u></b></p> <p>- <b>Subject:</b> Is the person or thing that is doing an action or the focus of the sentence. - <b>Predicate:</b> Is the part that contains the action.</p> <p>Example: <u>Ely and I</u> <u>studied for the exam.</u> subject            predicate <u>Sydney's book</u> <u>is lying on the table.</u> subject            predicate <u>Our football game</u> <u>started at 9:00.</u> subject            predicate</p> <table border="1" data-bbox="397 1192 1032 1455"> <thead> <tr> <th>Subject</th> <th>Predicate</th> </tr> </thead> <tbody> <tr> <td>Ely and I</td> <td>studied for the exam.</td> </tr> <tr> <td>Sydney's book</td> <td>is lying on the table.</td> </tr> <tr> <td>Our football game</td> <td>started at 9:00</td> </tr> </tbody> </table>	Subject	Predicate	Ely and I	studied for the exam.	Sydney's book	is lying on the table.	Our football game	started at 9:00		<p><b>Activity 2</b> Wednesday April 29th, 2020</p> <p><b><u>Exercise:</u></b></p> <p>Draw a line color orange under the subject and a line color blue under the predicate in each sentence.</p> <ol style="list-style-type: none"> <li>1. My family went to the zoo.</li> <li>2. A dog barked at the squirrel.</li> <li>3. The flower smell nice.</li> <li>4. Tina and I are going to the library.</li> </ol>	<p><b>Activity 3</b> Thursday April 30th, 2020</p> <p><b><u>Exercise:</u></b></p> <p>Circle the <b>Subject</b> of each sentence.</p> <ol style="list-style-type: none"> <li>1. The children are happy.</li> <li>2. The cat is hungry.</li> <li>3. Our book is interesting.</li> <li>4. The car is broken.</li> </ol>	
Subject	Predicate												
Ely and I	studied for the exam.												
Sydney's book	is lying on the table.												
Our football game	started at 9:00												

WEEK 6 April 27 to 1	MONDAY	TUESDAY	WEDNESDAY	THURSDAY	FRIDAY
<b>LANGUAGE ARTS</b> <b>Words</b> 1. climb 2. buy 3. ride 4. feed 5. arrive		<b>Date: April 28th, 2020</b>  <b>Day 1</b> -Write the words in the notebook 3 times. -Look for the definitions in the dictionary and write them down. <b>Look at the example.</b>		<b>Date: April 30th, 2020</b>  <b>Day 2</b> -Illustrate the words. You can draw or paste cutouts. -Create and write a sentence to each word. Write the word with a different color. <b>Look at the example.</b>	

LANGUAGE ARTS



Monday April 27th, 2020

### SUBJECTS AND PREDICATES

- **Subject:** Is the person or thing that is doing an action or the focus of the sentence.

- **Predicate:** Is the part that contains the action.

Example:

Ely and I studied for the exam.

Sydney's book is lying on the table.

Our football game started at 9:00.

Subject	Predicate
Ely and I	studied for the exam.
Sydney's book	is lying on the table.
Our football game	started at 9:00

DAY 1

### Activity 2

Wednesday April 29th, 2020

#### Exercise:

Draw a line color orange under the subject and a line color blue under the predicate in each sentence.

1. My family went to the zoo.
2. A dog barked at the squirrel.
3. The flower smell nice.
4. Tina and I are going to the library.

DAY 2

### Activity 3

Thursday April 30th, 2020

#### Exercise:

**Circle** the **Subject** of each sentence.

1. The children are happy.
2. The cat is hungry.
3. Our book is interesting.
4. The car is broken.

DAY 3