


# ÁREA DE INGLÉS - LANGUAGE ARTS 3RD GRADE - NIVEL PRIMARIA

Estimados padres de familia y estudiantes, a continuación les presentamos las actividades de la semana:

Antes:

1. Lee todas las instrucciones, horario y cada ejemplo.
2. Prepara un lugar para poder trabajar.
3. Tu atención y concentración es importante para trabajar en el tiempo asignado.



## GENERALIDADES DE LA SEMANA

WEEK 9 SEMANA 9	LANGUAGE ARTS										
<p>STUDENTS <b>Weekly Vocabulary</b> page 48</p> <ol style="list-style-type: none"> <li>1. have a shower</li> <li>2. brush my teeth</li> <li>3. get dressed</li> <li>4. have breakfast</li> <li>5. brush my hair</li> <li>6. get up</li> <li>7. catch the bus</li> <li>8. walk to school</li> </ol>	<p><b>SCHEDULE AND DESCRIPTIONS OF ACTIVITIES</b>  <b>TOPIC : JIM'S DAY! - DAILY ROUTINES</b> <a href="https://youtu.be/y1dVvpss7KM">https://youtu.be/y1dVvpss7KM</a></p> <div style="text-align: right; margin-bottom: 10px;"></div> <table border="1" style="width: 100%; border-collapse: collapse;"> <tr> <td style="text-align: center; width: 15%;">MONDAY</td> <td style="background-color: black;"></td> </tr> <tr> <td style="text-align: center;">TUESDAY</td> <td> <p><b>Day 1: Listen to the video</b> <a href="https://youtu.be/y1dVvpss7KM">https://youtu.be/y1dVvpss7KM</a> Listen to the video again, point and repeat each vocabulary word, PAGE 48.</p> <ul style="list-style-type: none"> <li>• Listen to the story from page 48 and circle with red the farm animals in the story.</li> </ul> </td> </tr> <tr> <td style="text-align: center;">WEDNESDAY</td> <td style="background-color: black;"></td> </tr> <tr> <td style="text-align: center;">THURSDAY</td> <td> <p><b>Day 2: Listen to the video again</b> <a href="https://youtu.be/y1dVvpss7KM">https://youtu.be/y1dVvpss7KM</a> . Read the blue square of the Lesson 2 of the PAGE 49.</p> <ul style="list-style-type: none"> <li>• Exercise 3 : read and circle the correct answer with simple present, PAGE 49. Copy the exercise in your notebook if you don't have your book.</li> <li>• Exercise 4 : write and complete sentences using vocabulary words, PAGE 49. Copy the exercise in your notebook if you don't have your book.</li> </ul> </td> </tr> <tr> <td style="text-align: center;">FRIDAY</td> <td style="text-align: center;"><b>QUIZ</b></td> </tr> </table>	MONDAY		TUESDAY	<p><b>Day 1: Listen to the video</b> <a href="https://youtu.be/y1dVvpss7KM">https://youtu.be/y1dVvpss7KM</a> Listen to the video again, point and repeat each vocabulary word, PAGE 48.</p> <ul style="list-style-type: none"> <li>• Listen to the story from page 48 and circle with red the farm animals in the story.</li> </ul>	WEDNESDAY		THURSDAY	<p><b>Day 2: Listen to the video again</b> <a href="https://youtu.be/y1dVvpss7KM">https://youtu.be/y1dVvpss7KM</a> . Read the blue square of the Lesson 2 of the PAGE 49.</p> <ul style="list-style-type: none"> <li>• Exercise 3 : read and circle the correct answer with simple present, PAGE 49. Copy the exercise in your notebook if you don't have your book.</li> <li>• Exercise 4 : write and complete sentences using vocabulary words, PAGE 49. Copy the exercise in your notebook if you don't have your book.</li> </ul>	FRIDAY	<b>QUIZ</b>
MONDAY											
TUESDAY	<p><b>Day 1: Listen to the video</b> <a href="https://youtu.be/y1dVvpss7KM">https://youtu.be/y1dVvpss7KM</a> Listen to the video again, point and repeat each vocabulary word, PAGE 48.</p> <ul style="list-style-type: none"> <li>• Listen to the story from page 48 and circle with red the farm animals in the story.</li> </ul>										
WEDNESDAY											
THURSDAY	<p><b>Day 2: Listen to the video again</b> <a href="https://youtu.be/y1dVvpss7KM">https://youtu.be/y1dVvpss7KM</a> . Read the blue square of the Lesson 2 of the PAGE 49.</p> <ul style="list-style-type: none"> <li>• Exercise 3 : read and circle the correct answer with simple present, PAGE 49. Copy the exercise in your notebook if you don't have your book.</li> <li>• Exercise 4 : write and complete sentences using vocabulary words, PAGE 49. Copy the exercise in your notebook if you don't have your book.</li> </ul>										
FRIDAY	<b>QUIZ</b>										
<p><b>PADRES DE FAMILIA</b></p>	<p>Les desglosamos las instrucciones en español para que puedan guiar a sus hijos, sin embargo cada alumno es capaz de lograr todo si confiamos en él o ella.</p> <p><b>DÍA 1. Reproducir el video dos veces</b> <a href="https://youtu.be/y1dVvpss7KM">https://youtu.be/y1dVvpss7KM</a> Escuchar y señalar cada una de las palabras del vocabulario de la PÁGINA 48</p> <ul style="list-style-type: none"> <li>• Escuchar la historia de la PÁGINA 48 y circula con <b>rojo</b> los animales de la granja en la historia.</li> </ul> <p><b>DÍA 2. Escucha y observa nuevamente el video.</b> Lee el cuadro azul de la lección 2 de la PÁGINA 49.</p> <ul style="list-style-type: none"> <li>• Ejercicio 3: lee y circula la respuesta correcta utilizando simple present PÁGINA 49. <b>Si no tienes el libro copia el ejercicio en tu cuaderno.</b></li> <li>• Ejercicio 4: escribe y completa las oraciones utilizando las palabras del vocabulario PÁGINA 49. <b>Si no tienes el libro copia el ejercicio en tu cuaderno.</b></li> </ul>										

RECURSOS

- Cuaderno NEÓN ANARANJADO y estuche completo. Para el proyecto utilizar cualquier material desechable que tengan en casa y realizarlo en el cuaderno.
- Diccionario <https://dictionary.cambridge.org/es/>
- **Link Daily Routines** :[https://youtu.be/qD1pnquN\\_DM](https://youtu.be/qD1pnquN_DM)
- **LINK**: <https://youtu.be/y1dVvpss7KM>

LANGUAGEARTS


Day 1 Tuesday

05/19/2020 PAGE 48

6

Jim's day

Lesson One Words

1 Listen, point, and repeat.  58



have a shower



brush my teeth



get dressed



have breakfast



brush my hair





get up




catch the bus



walk to school


2 Listen and read.  59 

1 

**Amy** I have an email from Jim! Jim is our cousin in Australia. He's a jackaroo.  
**Max** What's a jackaroo?  
**Leo** Jackaroos work on sheep farms.

2 

**Amy** It's a great job! He gets up early every morning. He rides a horse and he looks after the sheep.

3 

**Max** It's dangerous! There are lots of snakes in Australia. Does Jim see a lot of snakes?  
**Amy** Yes, he does. Look!

4 

**Leo** Jim is lucky. I want to be a jackaroo.  
**Max** I don't! I don't want a dangerous job!


**Lesson Two Grammar**

- 1 Listen to the story again and repeat. Act.
- 2 Look and say.

**Let's learn!**

<b>I</b>	
I <b>have</b> breakfast at eight o'clock.	
I <b>don't have</b> breakfast at seven o'clock.	
<b>He / She / It</b>	
He <b>gets</b> up early.	<b>Does</b> he <b>live</b> in a big house?
He <b>doesn't get</b> up late.	<b>Yes, he does. No, he doesn't.</b>
	What time <b>does</b> he <b>start</b> work?
<b>You / We / They</b>	
We <b>catch</b> the bus.	<b>Do</b> you <b>walk</b> to school?
They <b>don't catch</b> the train.	<b>Yes, I do. No, I don't.</b>
	What time <b>do</b> you <b>go</b> to school?

Look at Amy. She wants to be a jackaroo!



But jackaroos get up early every morning. Amy doesn't get up early!

3 Read and circle.

- 1 Billy **get** / **gets** up at seven o'clock.
- 3 **Do** / **Does** Katie have a shower in the morning?
- 5 Fred **doesn't** / **don't** walk to school.

- 2 I **has** / **have** breakfast with my family.
- 4 My mom and dad **doesn't** / **don't** catch the bus to work.
- 6 **Do** / **Does** your friends brush their teeth at night?

4 Write.



Jack gets up  
(get up) at seven o'clock.



Emma   
(brush) her teeth every morning.



Jen and Jo   
(not catch) the bus to school.



Tom  (have)  
breakfast with his family.