

ÁREA DE INGLÉS - GRAMMAR 4TH GRADE - NIVEL PRIMARIA

Estimados padres de familia y estudiantes, a continuación les presentamos las actividades de la semana:

Antes:

1. Lee todas las instrucciones, horario y cada ejemplo.
2. Prepara un lugar para poder trabajar.
3. Tu atención y concentración es importante para trabajar en el tiempo asignado.



GENERALIDADES DE LA SEMANA

WEEK 9 SEMANA 9	GRAMMAR											
STUDENTS	<p>Topic: Prepositions of place</p> <p>SCHEDULE AND DESCRIPTIONS OF ACTIVITIES</p> <table border="1" data-bbox="317 659 2515 1114"> <tr> <td data-bbox="317 659 518 773">MONDAY</td> <td data-bbox="518 659 2515 773">Watch the video twice : https://youtu.be/Yzmk2qhbZU Activity 1 Copy the definition of prepositions of place and the examples in your notebook.</td> </tr> <tr> <td data-bbox="317 773 518 841">TUESDAY</td> <td data-bbox="518 773 2515 841"></td> </tr> <tr> <td data-bbox="317 841 518 935">WEDNESDAY</td> <td data-bbox="518 841 2515 935">Activity 2 Write the 5 sentences and illustrate them, you can paste pictures too Complete exercise C, from PAGE 58.</td> </tr> <tr> <td data-bbox="317 935 518 1049">THURSDAY</td> <td data-bbox="518 935 2515 1049">Activity 3 Exercise D: Find and circle ten preposition. Write them in the blanks, PAGE 59. <ul style="list-style-type: none"> • Exercise E: Follow the directions using prepositions, PAGE 59 </td> </tr> <tr> <td data-bbox="317 1049 518 1114">FRIDAY</td> <td data-bbox="518 1049 2515 1114"></td> </tr> </table>		MONDAY	Watch the video twice : https://youtu.be/Yzmk2qhbZU Activity 1 Copy the definition of prepositions of place and the examples in your notebook.	TUESDAY		WEDNESDAY	Activity 2 Write the 5 sentences and illustrate them, you can paste pictures too Complete exercise C, from PAGE 58.	THURSDAY	Activity 3 Exercise D : Find and circle ten preposition. Write them in the blanks, PAGE 59. <ul style="list-style-type: none"> • Exercise E: Follow the directions using prepositions, PAGE 59 	FRIDAY	
MONDAY	Watch the video twice : https://youtu.be/Yzmk2qhbZU Activity 1 Copy the definition of prepositions of place and the examples in your notebook.											
TUESDAY												
WEDNESDAY	Activity 2 Write the 5 sentences and illustrate them, you can paste pictures too Complete exercise C, from PAGE 58.											
THURSDAY	Activity 3 Exercise D : Find and circle ten preposition. Write them in the blanks, PAGE 59. <ul style="list-style-type: none"> • Exercise E: Follow the directions using prepositions, PAGE 59 											
FRIDAY												
PADRES DE FAMILIA	<p>Les desglosamos las instrucciones en español para que puedan guiar a sus hijos, sin embargo cada alumno es capaz de lograr todo si confiamos en él o ella.</p> <p>Tema : Preposiciones de lugar</p> <p>Reproducir el video dos veces https://youtu.be/Yzmk2qhbZU Actividad 1 Copiar el concepto de preposiciones de lugar y los ejemplos en el cuaderno.</p> <p>Actividad 2 Escribir 3 oraciones e ilustrarlas. (pueden pegar si así lo desean) y completar el ejercicio C, de la PÁGINA 58.</p> <p>Actividad 3 Ejercicio D: Encuentra y circula diez preposiciones. Escríbelas en los espacios en blanco, PÁGINA 59.</p> <ul style="list-style-type: none"> • Ejercicio E: Sigue las direcciones utilizando preposiciones, PÁGINA 59. 											

<p>RECURSOS</p> <p>DURACIÓN por día</p>	<ul style="list-style-type: none"> ● Cuaderno NEÓN VERDE y estuche completo ● Computadora, tablet o celular con acceso a internet. ● Link de Youtube: https://youtu.be/Yzmkm2qhbZU ● 30 minutos
---	--

GRAMMAR

DAY 1

May 18th,2020

- **Watch the video twice before starting copy.** <https://youtu.be/Yzmkm2qhbZU>

Prepositions of Place

- Prepositions tell where a noun is.


1. Under: There is a dog **under** the table.



4.In: The cat is **in** the box.



7. Near: The ball is **near** the box.



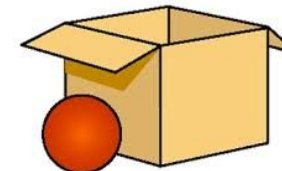
2. In front of: There is a racoon **in front of** the ball.



5. Between: There is an apple **between** two bananas.



8..Beside: The ball is **beside** the box.



3. On: There is a cat **on** the jar.

on



6. Behind: The boy is **behind** the books.



9. Next to: The cat is **next to** the tree.



Day 2

May 20th, 2020

Exercise

Instructions: Write sentences and add illustrations. Look at example 0.

- **Example 0.:** The book is **under** the table.



- 1.
- 2.
- 3.


Activity 2: Exercise C.PAGE 58

Activity 2: Exercise C.PAGE 58

Week 15

Prepositions of Place

Prepositions tell where a noun is.



C. Write sentences about the picture. Use each preposition once.

1. _____
2. _____
3. _____
4. _____
5. _____
6. _____
7. _____
8. _____
9. _____
10. _____

58

Day 3

May 21st, 2020

Activity 3: Exercise **D:** Find and circle ten preposition. Write them in the blanks, PAGE 59.

Exercise **E:** Follow the directions using prepositions, PAGE 59.


Prepositions of Place **Week 15**

D. Find and circle ten prepositions. Write them in the blanks.

i	j	b	e	s	i	d	e	1.	_____
n	u	z	t	g	u	w	i	2.	_____
h	b	e	h	i	n	d	n	3.	_____
x	q	i	b	l	d	u	f	4.	_____
o	o	x	m	g	e	l	r	5.	_____
n	c	o	v	e	r	t	o	6.	_____
e	y	n	y	k	c	k	n	7.	_____
q	n	e	a	r	j	b	t	8.	_____
b	e	t	w	e	e	n	o	9.	_____
p	q	d	v	s	i	r	f	10.	_____
f	n	e	x	t	t	o	n		
p	z	f	o	w	a	v	e		

E. Follow the directions.

1. Draw a woman beside the man.
2. Draw a rope under the man.
3. Draw a bird near the man.
4. Draw a water bottle in the man's backpack.
5. Draw an insect between the man and the woman.
6. Draw a small rock next to the man's right hand.



59