

ÁREA DE INGLÉS - GRAMMAR 3RD GRADE - NIVEL PRIMARIA

Estimados padres de familia y estudiantes, a continuación les presentamos las actividades de la semana:

Antes:

1. Lee todas las instrucciones, horario y cada ejemplo.
2. Prepara un lugar para poder trabajar.
3. Tu atención y concentración es importante para trabajar en el tiempo asignado.



GENERALIDADES DE LA SEMANA

WEEK 7 SEMANA 7	GRAMMAR										
STUDENTS	<p>Topic: Question word : What?</p> <p>SCHEDULE AND DESCRIPTIONS OF ACTIVITIES</p> <table border="1" style="width: 100%; border-collapse: collapse;"> <tr> <td style="text-align: center;">MONDAY</td> <td>Watch the video <u>twice</u> Look at the Powerpoint Presentation and listen to Ms.Sofia Montenegro's voice explaining (twice) . https://youtu.be/KDtOArpzX6c</td> </tr> <tr> <td style="text-align: center;">TUESDAY</td> <td>Activity 1: Copy in the notebook the topic and examples.</td> </tr> <tr> <td style="text-align: center;">WEDNESDAY</td> <td>Activity 2: Illustrate examples, you can draw or paste cutouts.</td> </tr> <tr> <td style="text-align: center;">THURSDAY</td> <td>Activity 3: Read the questions, complete the answers and match with a line the pictures. Use different colors.</td> </tr> <tr> <td style="text-align: center;">FRIDAY</td> <td>QUIZ</td> </tr> </table>	MONDAY	Watch the video <u>twice</u> Look at the Powerpoint Presentation and listen to Ms.Sofia Montenegro's voice explaining (twice) . https://youtu.be/KDtOArpzX6c	TUESDAY	Activity 1: Copy in the notebook the topic and examples.	WEDNESDAY	Activity 2: Illustrate examples, you can draw or paste cutouts.	THURSDAY	Activity 3: Read the questions, complete the answers and match with a line the pictures. Use different colors.	FRIDAY	QUIZ
MONDAY	Watch the video <u>twice</u> Look at the Powerpoint Presentation and listen to Ms.Sofia Montenegro's voice explaining (twice) . https://youtu.be/KDtOArpzX6c										
TUESDAY	Activity 1: Copy in the notebook the topic and examples.										
WEDNESDAY	Activity 2: Illustrate examples, you can draw or paste cutouts.										
THURSDAY	Activity 3: Read the questions, complete the answers and match with a line the pictures. Use different colors.										
FRIDAY	QUIZ										
PADRES DE FAMILIA	<p>Les desglosamos las instrucciones en español para que puedan guiar a sus hijos, sin embargo cada alumno es capaz de lograr todo si confiamos en él o ella.</p> <p>Tema : Pregunta ¿Qué?</p> <p>Actividad 1 Reproducir el video dos veces Actividad 1 Copiar en el cuaderno el tema de la semana con sus ejemplos. https://youtu.be/KDtOArpzX6c</p> <p>Actividad 2 Escribe 5 preguntas y respuestas utilizando las imágenes.</p> <p>Actividad 3 Leer las preguntas. Completar las respuestas uniendo las imágenes. Utilizar diferentes colores.</p> <p>VIERNES - prueba corta</p>										
RECURSOS	<ul style="list-style-type: none"> • Cuaderno NEÓN VERDE • Estuche completo • Youtube link : https://youtu.be/KDtOArpzX6c 										
DURACIÓN por día	30 minutos										

ACTIVITY 1: NOTEBOOK

May 4th, 2020

- Watch the video twice <https://youtu.be/KDtOArpzX6c>

Copy in your notebook the following:

Question word what?

Use question that begin with **what** to find out specific information. Remember use the question mark.

Examples:

1. What are they? They are pencils.



2. What is this? It is notebook.



3. What are they? They are crayons.



4. What is this? It is a worm,








ACTIVITY 2

May 6th, 2020

Exercise

- Write questions and answers . Look the pictures.

<p>0. What is this?</p> <p><u>It is an apple.</u></p>	
<p>1. What are _____?</p> <p><u>They are rulers.</u></p>	
<p>2.</p>	
<p>3.</p>	
<p>4.</p>	

ACTIVITY 3

May 7th, 2020

Exercise

- Read the questions, complete the answers and match with a line the pictures. Use different colors.

1. What is it? It is a car.



2. What are they? They are _____.



3. What is it? It is a _____.



4. What are they? They are _____.



1. 5. What is it? It is a _____.

