



TERM III-WEEK 1 GRAMMAR 1ST GRADE- NIVEL PRIMARIA

PADRES DE FAMILIA

Les desglosamos las instrucciones en español para que puedan guiar a sus hijos, sin embargo cada alumno es capaz de lograr todo si confiamos en él o ella.

NOTA: El alumno que cuente con su cuaderno y libro puede trabajar en ellos. Si no cuenta con su material, por favor trabajar en hojas. Colocar las hojas dentro de un folder.

TEMA: There is/There are/Colors/Clothing.

PÁGINAS DEL LIBRO: 81, 83

DÍA 1 LUNES 1 DE JUNIO : Realizar carátula TERM III. Copiar en el cuaderno el tema de la semana con sus ejemplos.

DÍA 2 MIÉRCOLES 3 DE JUNIO : Reproducir video dos veces. Realizar la página 81: A. Lee las oraciones y colorea la ropa. Si no cuenta con su libro, por favor copiar las instrucciones y respuestas en el cuaderno. Si no cuenta con su cuaderno en una hoja con líneas. Se incluyó la fotografía de la página en este documento.


DÍA 3 JUEVES 4 DE JUNIO: Realizar la página 83: Ve las imágenes y escribe oraciones. Si no cuenta con su libro, por favor copiar las instrucciones y respuestas en el cuaderno. Si no cuenta con su cuaderno en una hoja con líneas. Se incluyó la fotografía de la página en este documento.

Deseamos brindarle solución a sus inquietudes, por favor escribir al correo del grado: primero2020mva@gmail.com

DEAR STUDENT: Read all the instructions before you start working. Be ready with the materials that you'll use in each day. Finally, don't forget to organize your schedule to complete all the activities. You are capable of great things if you believe it! Have a wonderful week!

WEEKLY ACTIVITIES

TOPIC There is/There are/Colors/Clothing.

	YouTube link: https://www.youtube.com/watch?v=9jD0E1v54Ds&feature=youtu.be
MONDAY JUNE 1	DAY 1: FRONTPAGE TERM III Copy in the notebook the topic of the week with the examples.
TUESDAY JUNE 2	
WEDNESDAY JUNE 3	DAY 2: Watch video (twice). Make page 81: A. Read the sentences and color the clothes. If you don't have your book, please copy the instructions and answers in your notebook or in a sheet of paper.
THURSDAY JUNE 4	DAY 3: Make page 83: B. Look at the pictures and write sentences. If you don't have your book, please copy the instructions and answers in your notebook or in a sheet of paper.
FRIDAY JUNE 5	
Resources	<ul style="list-style-type: none"> • Grammar Spot 1 text, notebook and pencil case • Suggested dictionary https://dictionary.cambridge.org/es/ • Duration per day: 30 minutes

Date: June 1st, 2020



- **Notebook:** Copy the topic of the week with the examples.

June 1st. 2020

There is/There are/ Colors/Clothing.

Day 1

Use “There is”
to talk about
one thing.

Examples:

There is a red
dress.



There is a blue
t-shirt.



Use “There
are” to talk
about more
than one thing.

Examples:

There are black
shoes.




There are
green socks.






Date: June 3rd, 2020

- Watch the video (twice) 

<https://www.youtube.com/watch?v=9jD0E1v54Ds&feature=youtu.be>

- GRAMMAR SPOT BOOK 1 / Look at the page. 81
- A. Read the sentences and color the clothes.
Answers: 1. There are brown shoes, 2. There is a yellow sweater, 3. I want a blue sweater and red socks, 4. I want some black shoes and pink dress.

UNIT 6



Use **there is** to talk about one thing.
Use **there are** to talk about more than one thing.

A. Read the sentences and color the clothes.

DAY 3

Date: June 4th, 2020

- GRAMMAR SPOT BOOK 1 / Look at the page. 83
- A. Look at the pictures and write sentences.

EXAMPLES:

1. There are two brown shoes.
2. There are two blue sweaters.

There is / There are / Colors / Clothing

Week 21



Remember, use **There is** to talk about one thing.
Use **There are** to talk about more than one thing.



There is one green blouse. There are two white socks.

C. Look at the pictures and write sentences.

1. There are two brown shoes.



2. _____



3. _____



4. _____



5. _____



6. _____

