



TERM III-WEEK 1 LANGUAGE ARTS 1ST GRADE- NIVEL PRIMARIA

PADRES DE FAMILIA

Les desglosamos las instrucciones en español para que puedan guiar a sus hijos, sin embargo cada alumno es capaz de lograr todo si confiamos en él o ella.

NOTA: El alumno que cuente con su cuaderno y libro puede trabajar en ellos. Si no cuenta con su material, por favor trabajar en hojas. Colocar las hojas dentro de un folder.

TEMA: Where's Grandma?

PÁGINAS DEL LIBRO: 64,66

DÍA 1 MARTES JUNIO 2

Realizar carátula en el cuaderno- TERM III

Reproducir el video dos veces. Escuchar y repetir las palabras del vocabulario. Escuchar y Leer la historia en la página 64 del libro. (en el video se encuentra reproducida la página del libro)

Copia las palabras del vocabulario e ilustra cada una en tu cuaderno: **kitchen, living room, dining room, bedroom, bathroom, yard**

DÍA 2 JUEVES JUNIO 4 Reproducir el video dos veces. Escuchar y repetir las palabras del vocabulario. Escuchar y cantar la canción: **Come into my house en la página 66** del libro. Lee la canción y realiza un círculo en **different places in a home (upstairs, downstairs, bedroom, dining room) en la página 66** (en el video se encuentra reproducida la página del libro y la canción) Copia las palabras del vocabulario e ilustra cada una en tu cuaderno: **upstairs, downstairs, house, apartment, front door.**


IMPORTANTE: La próxima semana (SEMANA 2) tendremos una entrevista en inglés vía ZOOM. Referente al vocabulario de SEMANA 1. Por favor estar pendiente del día que le corresponda la entrevista.

Deseamos brindarle solución a sus inquietudes, por favor escribir al correo del grado:

DEAR STUDENT: Read all the instructions before you start working. Be ready with the materials that you'll use in each day. Finally, don't forget to organize your schedule to complete all the activities. You are capable of great things if you believe it! Have a wonderful week!

WEEKLY ACTIVITIES

TOPIC: Where's Grandma?


	YouTube link: https://www.youtube.com/watch?v=FzAFBK6NXRg&feature=youtu.be
MONDAY JUNE 1	
TUESDAY JUNE 2	DAY 1 front page in the notebook TERM III Watch video (twice). Listen and repeat the vocabulary words. Listen and read the story in page 64 of the book. Copy the vocabulary words and illustrate them in your notebook: kitchen, living room, dining room, bedroom, bathroom, yard
WEDNESDAY JUNE 3	
THURSDAY JUNE 4	DAY 2 Watch video (twice). Listen and repeat the vocabulary words. Listen and sing the song: Come into my house on page 66 of the book. Read the song and make a circle in different places in a home (upstairs, downstairs, bedroom, dining room) on page 66 . Copy the vocabulary words and illustrate them in your notebook: upstairs, downstairs, house, apartment, front door .
FRIDAY JUNE 5	
Resources	<ul style="list-style-type: none"> • Family and Friends 1 book, notebook and pencil case. • Suggested dictionary https://dictionary.cambridge.org/es/ • Duration per day: 30 minutes

RESOURCES (text pages, notebook exercises, examples, pictures, charts, extra study material)

Date: June 2nd, 2020

DAY 1

- Watch the video (twice).
- <https://www.youtube.com/watch?v=FzAFBK6NXRg&feature=youtu.be>
- Listen to what your teacher says in the video.
- Listen and repeat the vocabulary words.
- Listen and read the story in **page64** of the book.
- Copy the vocabulary words and illustrate them in your notebook: kitchen, living room, dining room, bedroom, bathroom, yard



8 Where's Grandma?

Lesson One Words

1 Listen, point, and repeat. 90



kitchen



living room



dining room



bedroom



bathroom



yard

2 Listen and chant. 91

3 Listen and read. 92

1

Look! I have a certificate.

Very good, Rosy. Go and show your family.

2

Where's Grandma? Is she in the kitchen?

No, she isn't.

3

Are Dad and Billy in the living room?

No, they aren't.

4

Surprise!

Good job, Rosy.

Thank you!

June 2nd, 2020

Where's Grandma?



kitchen



living room



dining room

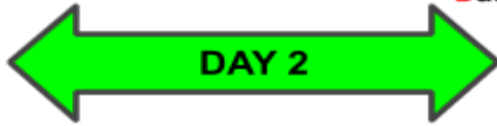


bathroom



yard

Date: June 4th, 2020



- Watch the video (twice).
- <https://>
- Listen to what your teacher says in the video.
- Listen and repeat the vocabulary words.
- Listen and sing the song in page 66 of the book.
- Read the song and make a circle in different places in a home (upstairs, downstairs, bedroom, dining room) on page 66
- Copy the vocabulary words and illustrate them in your notebook: upstairs, downstairs, house, apartment, front door.



Lesson Three Song

1 Listen, point, and repeat. 93



2 Listen and sing. 94

3 Sing and do.

Let's sing!

Come into my house

Come into my house.
 What can you see?
 Upstairs and downstairs,
 Come, follow me.

Go through the door.
 Go upstairs.
 What's in my bedroom?
 Four teddy bears.

Go through the door.
 Go downstairs.
 What's in the dining room?
 Table and chairs.

Come into my house ...



June 4th, 2020

Where's Grandma?

