



TERM III-WEEK 1 GRAMMAR 5TH GRADE- NIVEL PRIMARIA

PADRES DE FAMILIA

Les desglosamos las instrucciones en español para que puedan guiar a sus hijos, sin embargo cada alumno es capaz de lograr todo si confiamos en él o ella.

NOTA: El alumno que cuente con su cuaderno y libro puede trabajar en ellos. Si no cuenta con su material, por favor trabajar en hojas. Colocar las hojas dentro de un folder.

TEMA: Punctuation - Quotation Marks (Puntuación - Comillas)

PÁGINAS DEL LIBRO

Libro Grammar Spot 5, página 53.

DÍA 1 LUNES 1 de junio : VER EL VIDEO DOS VECES

Realizar carátula en el cuaderno verde: TERM III .

Copiar la lección en el cuaderno sobre Punctuation - Quotation Marks con sus respectivos ejemplos.

DÍA 2 MIÉRCOLES 3 de junio:

Realizar ejercicio **A** de la **página 53** del libro. Instrucciones: Subraya las partes de las oraciones que deberían de ir en comillas.

DÍA 3 JUEVES 4 de junio:

Realizar ejercicio **B** de la **página 53 del libro**. Instrucciones: Agrega el signo de puntuación correcto y mayúsculas en donde corresponda.


- Los recursos que aparecen en el documento son de apoyo para el estudiante.

Deseamos brindarle solución a sus inquietudes, por favor escribir al correo del grado: quintomivillaalegre@gmail.com

DEAR STUDENT: Read all the instructions before you start working. Be ready with the materials that you'll use in each day. Finally, don't forget to organize your schedule to complete all the activities. You are capable of great things if you believe it! Have a wonderful week!

WEEKLY ACTIVITIES

PUNCTUATION - QUOTATION MARKS

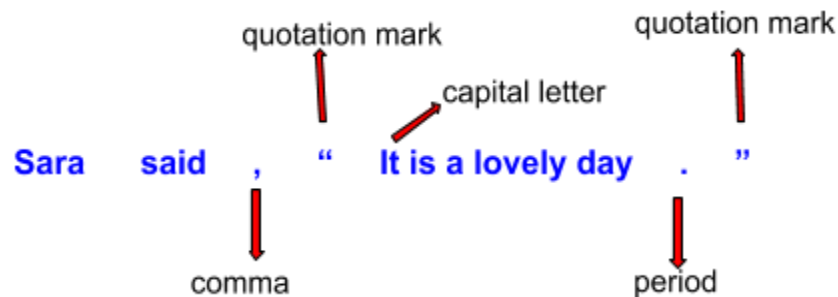
	YouTube link: https://www.youtube.com/watch?v=HgEE4sGOOxE
MONDAY JUNE 1st	DAY 1 WATCH THE VIDEO TWICE Front page in the notebook TERM III Copy the lesson with examples in the notebook.
TUESDAY JUNE 2nd	
WEDNESDAY JUNE 3rd	DAY 2 Page 53, exercise A. Underline the parts of the sentence that should be in quotation marks.
THURSDAY JUNE 4th	DAY 3 Page 53, exercise B. Add the correct punctuation and capital letters.
FRIDAY JUNE 5th	
Resources	<ul style="list-style-type: none"> • Move It! text, Grammar Spot 5, notebook and pencil case • Suggested dictionary https://dictionary.cambridge.org/es/ • Duration per day: 30 minutes

RESOURCES (text pages, examples, pictures, charts, extra study material)

NOTEBOOK - Punctuation - Quotation Marks

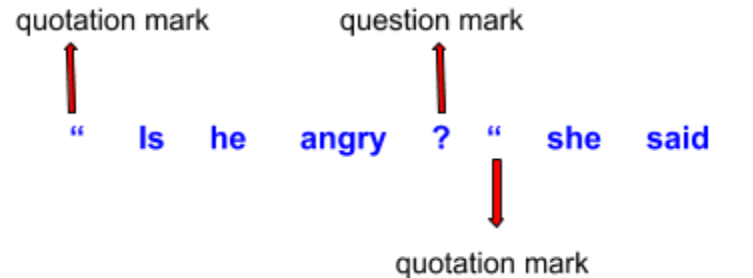
Use quotation marks to show exactly what a person says. Begin the quotation with a capital letter, and put the end punctuation inside the closing quotation mark.

If the speaker is named before the quotation, use comma to separate the speaker from the words.



Sara said, "It is a lovely day."

If the speaker is named after the quotation, use comma, question mark, or exclamation mark inside the quotation marks.



"Is he angry?! she said

DAY 1

More examples about quotation marks.

“Quotation Marks”
★ to show when someone is speaking
They go before and after someone’s words.

“What is your favorite fruit?” asked Tom.

Abby said, “I like apples the best.”

Abby asked, “Tom, what is your favorite?”

“I like bananas,” Tom replied.

Quotation Marks in Dialogue

- Begin a new paragraph *every time* the speaker changes

“What movie would you like to see?” Bob asked.

“*The DaVinci Code* looks good,” I replied.

“Alright,” he stated, “I really enjoyed the book. Hopefully the movie will be just as good.”

I laughed and said, “I think books are always better than the movie. Remember Rikki-Tikki-Tavi? That book was great, but the movie was boring.”

“Oh yes, I remember,” he added, “the movie was nothing like I pictured in my imagination.”

DAY 2

B. Add the correct punctuation and capital letters.

1. Let's go for a walk in the woods said Mark
2. Mitchell asked does your little brother go to summer camp
3. I am afraid of the dark Andrea said
4. What time do we eat dinner asked Simon
5. We are going to sing a campfire song Martha said
6. Danielle said I can't wait to go to summer camp
7. My father asked when are you going to summer camp
8. I said I am going in August

A. Underline the parts of the sentence that should be in quotation marks.

1. I think I will swim in the lake, said Andrew.
2. Do you know where the campfire is? asked Carmen.
3. My counselor said, It is lunchtime.
4. He asked his friend, Where do you keep your flashlight?



DAY 3