



# TERM III-WEEK 6 PHONICS KINDER- NIVEL PREPRIMARIA

DEAR STUDENT: You are capable of great things if you believe it! Have a wonderful week!

CONTENT: Sound /h/



VIDEO 1- ONLINE CLASS

VIDEO 2- <https://youtu.be/4zH3etJEP-Y>

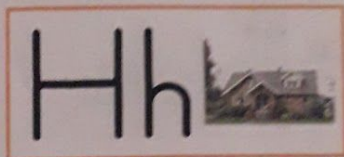
WEEKLY ACTIVITIES	STUDENTS INSTRUCTIONS
MONDAY JULY 20	<b>VIDEO 1</b> - Listen to the teacher. Sing and point to the pictures. Repeat video twice. Work with the teacher on page 37 .
TUESDAY JULY 21	<b>VIDEO 1</b> - Instructions: Sing and point to the pictures <b>VIDEO 2</b> -Instructions: Work with the teacher on page 38 .

## MATERIALS:

- Computer/tablet or cellphone with internet.
- Phonics “K” textbook pages 37,38 .
- Crayons.
- 

Deseamos brindarle solución a sus inquietudes, por favor escribir al correo del grado [kinder.mva.20@gmail.com](mailto:kinder.mva.20@gmail.com)

Name \_\_\_\_\_



heart



bed



hose



hug


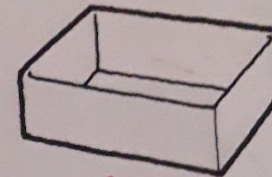
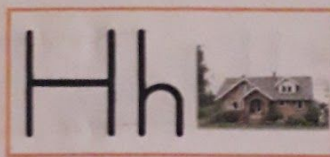


sink



hammer

**Directions:** Help children identify the pictures. If a picture name begins with the sound of *h*, have children circle the picture.



**Directions:** Ask children to identify the beginning sound of *horse*. Then, have them color each item that begins with the *h* sound. Invite them to practice writing *h* on the line.



Ask your child "h-word" questions such as: What *h* word can you ride? (*horse*) Have your child write *h* as the answer is given.