



TERM III-WEEK 6 LANGUAGE ARTS 2ND GRADE- NIVEL PRIMARIA

PADRES DE FAMILIA

Les desglosamos las instrucciones en español para que puedan guiar a sus hijos, sin embargo cada alumno es capaz de lograr todo si confiamos en él o ella.

NOTA: El alumno que cuente con su cuaderno y libro puede trabajar en ellos. Si no cuenta con su material, por favor trabajar en hojas. Colocar las hojas dentro de un folder.

TEMA: CLOTHES

PÁGINAS DEL LIBRO: 88- 89

DÍA 1 MARTES 14 DE JULIO

Reproducir parte 1 del video de Miss Vivi Alvarez dos veces. Escuchar y repetir las palabras del vocabulario sobre Ropa. (página 88)

- Escucha y lee la historia de la página 88 de tu libro. En tu cuaderno realiza un cuadro de dos columnas y en cada uno dibuja qué ropa utilizar cuando hace calor y cual cuando hace frío, puedes utilizar dibujos o recortes. (VER EJEMPLO 1)

DÍA 2 JUEVES 16 DE JULIO Reproduce la parte 2 del video de **Miss Vivi Alvarez dos veces.** Escucha y presta atención a la explicación sobre i´m, she´s, he´s wearing....

- resuelve el ejercicio de la página 89 del libro con tu maestra.(en el video se encuentra reproducida la página del libro y resueltos los ejercicios.)

Opcional tómate una foto con la ropa o accesorios que usas en tu clima favorito y súbela a EDMODO en la clase de Language Arts bloque 3, en la sección que corresponde.

VIERNES 17 DE JULIO PRUEBA CORTA EN EDMODO


Papitos: si alguien en casa no cuenta con el libro, en el video estará reproducida la página a trabajar y adjunto a este documento podrán encontrarla también.

Deseamos brindarle solución a sus inquietudes, por favor escribir al correo del grado: segundoprimariamva@gmail.com

DEAR STUDENT: Read all the instructions before you start working. Be ready with the materials that you'll use in each day. Finally, don't forget to organize your schedule to complete all the activities. You are capable of great things if you believe it! Have a wonderful week!

WEEKLY ACTIVITIES

TOPIC Clothes









	YouTube link: https://youtu.be/X30ADUYq7nw
MONDAY JULY 13th	
TUESDAY JULY 14th	DAY1 Watch the video twice. Listen and repeat the clothes vocabulary, and read the story in page 88. - complete the chart about the clothes, you can use cutouts or draw.(Example 1)
WEDNESDAY JULY 15th	
THURSDAY JULY 16th	DAY 2 watch the video parte 2 of Miss Vivi Alvarez and Answer the Exercise on page 89. Optional you can take a picture of you with the clothes you wear in your favorite weather and upload in edmodo in the class of Language Arts term III
FRIDAY JULY 17th	QUIZ 3 in Edmodo
Resources	<ul style="list-style-type: none"> • Move It! text, notebook and pencil case • Suggested dictionary https://dictionary.cambridge.org/es/ • Duration per day: 30 minutes

RESOURCES (text pages, notebook exercises, examples, pictures, charts, extra study material)

Day 1: Complete the chart about The clothes in your notebook with drawings or cutouts, Use different colors .

July 14th, 2020


Clothes

Hot 	Cold 
  	  

11 What are you wearing?

Lesson One Words

1 Listen, point, and repeat. 123



2 Listen and chant. 124

3 Listen and read. 125

1 What time is it, Grandma? Oh, there are lots of people. Where are my aunt and my cousins?
It's four o'clock. Look, here's the train!

2 We can't see you. What are you wearing? I'm wearing a blue skirt and a red scarf.

3 And Joe. What's he wearing? He's wearing jeans and a yellow shirt.

4 And Milly. What's she wearing? She's wearing red pants and black boots.

5 Here they are! Hello and welcome!

Lesson Two Grammar

Listen to the story again and repeat. Act.

Look and say.

Let's learn!

What are you wearing?
I'm wearing a blue skirt.

What's he wearing?
He's wearing a yellow shirt.

What's she wearing?
She's wearing red pants.

3 Match and write.

skirt gloves jeans boots shirt

1 What are you wearing? b He's wearing blue _____

2 What's Joe wearing? b I'm wearing a black _____

3 What's Milly wearing? c He's wearing a red _____

4 What's Tim wearing? d She's wearing green _____

5 What's Rosy wearing? e She's wearing brown _____

4 Ask and answer.

What's Joe wearing? He's wearing ...