



TERM III - WEEK 7 GRAMMAR 2ND GRADE- NIVEL PRIMARIA

PADRES DE FAMILIA

Les desglosamos las instrucciones en español para que puedan guiar a sus hijos, sin embargo cada alumno es capaz de lograr todo si confiamos en él o ella.

NOTA: El alumno que cuente con su cuaderno y libro puede trabajar en ellos. Si no cuenta con su material, por favor trabajar en hojas. Colocar las hojas dentro de un folder.

TEMA: ADJECTIVES

PÁGINAS DEL LIBRO: 101, 102, 103, 105, 106.

DÍA 1 LUNES 20 DE JULIO Page 101. Encierra en un círculo el adjetivo que describe el sustantivo. Escriba L para mirar o S para sonido. **Page 102.** Subraya los adjetivos. Escriba S para el olfato, T para el gusto y F para sentir.

DÍA 2 MARTES 21 DE JULIO Cuaderno. Escribe y dibuja en tu cuaderno lo que se te pide. **Page. 103** Realice una búsqueda del tesoro en su aula o escuela. Encuentra algo para cada categoría. Haz un dibujo y escribe la palabra. Recorta y pegalo en el cuaderno.

DÍA 3 JUEVES 23 DE JULIO Página 105 Encierra en un círculo los sustantivos y subraya los adjetivos de color. Une los sustantivos a los animales. **Página 106** Completa las oraciones. Dibuja.


Papitos: si alguien en casa no cuenta con el libro, en el video estará reproducida la página a trabajar y adjunto a este documento podrán encontrarla también.

Deseamos brindarle solución a sus inquietudes, por favor escribir al correo del grado: segundoprimariamva@gmail.com

DEAR STUDENT: Read all the instructions before you start working. Be ready with the materials that you'll use in each day. Finally, don't forget to organize your schedule to complete all the activities. You are capable of great things if you believe it! Have a wonderful week!

WEEKLY ACTIVITIES


TOPIC Adjetivos

| | |
|---|---|
|  | Youtube link: https://www.youtube.com/watch?v=6EixYzHnQVU&t=1s |
| <p style="text-align: center;">MONDAY JULY 20th</p> | <p>DAY 1 Page 101. Circle the adjective that describes the noun. Write L for look or S for sound. Page 102 Underline the adjectives. Write S for smell, T for taste, and F for feel.</p> |
| <p style="text-align: center;">TUESDAY JULY 21th</p> | <p>DAY 2 Notebook. Write and draw what is asked of you in your notebook. Page 103 Go on a scavenger hunt in your classroom or school. Find something for each category. Draw a picture and write the word. Cut out and paste it in the notebook.</p> |
| <p style="text-align: center;">WEDNESDAY JULY 22th</p> | |
| <p style="text-align: center;">THURSDAY JULY 23th</p> | <p>DAY 3 Page 105. Circle the nouns and underline the color adjectives. Match the nouns to the animals. Page 106. Complete the sentences. Draw pictures.</p> |
| <p style="text-align: center;">FRIDAY JULY 24th</p> | |
| <p>Resources</p> | <ul style="list-style-type: none"> • Move It! text, notebook and pencil case • Suggested dictionary https://dictionary.cambridge.org/es/ • Duration per day: 30 minutes |


DAY 1 Book

Adjectives -Look / Sound **Week 26**

Some adjectives tell how nouns **look** or **sound**.









My dog is **cute**.



The parrot is **loud**.


A. Circle the adjective that describes the noun. Write **L** for look or **S** for sound.

1.  loud green _____
2.  cute thirsty _____
3.  big little _____
4.  soft loud _____
5.  long purple _____
6.  quiet pink _____


101

Adjectives -Smell / Taste / Feel **Week 26**


Some adjectives tell how nouns **smell**, **taste**, and **feel**.



The kitten smells **clean**.









Peanuts are **salty**.



The rabbit is **soft**.

B. Underline the adjectives. Write **S** for smell, **T** for taste, and **F** for feel.

1. a hard rock _____ 
2. hot soup _____ 
3. crunchy carrots _____ 
4. a smooth shell _____ 
5. a clean car _____ 
6. a smelly dog _____ 

102

July 21th, 2020

ADJECTIVES

An **adjective** is a word that describes an animal, person, thing, or thought. Adjectives give more information about something.

Example:

Suri the monkey is...



Adjectives

Week 26



C. Go on a scavenger hunt in your classroom or school. Find something for each category. Draw a picture and write the word.

big

little

loud

quiet

sweet

salty

hard

soft

hot

cold

dirty

clean


Adjectives -Colors

Week 27




Some adjectives tell what **color** a noun is.

I want an **orange** kitten.



A. Circle the nouns and underline the color adjectives.
Match the nouns to the animals.

1. I see a green snake.
2. She wants a yellow bird.
3. She gave us some white and brown rabbits.
4. He saw a green turtle.
5. We have a brown kitten.
6. They have a brown dog.



Week 27

Adjectives -Numbers



Some adjectives tell **how many** people, animals, places, or things there are.

Dogs have **four** legs.



B. Complete the sentences. Draw pictures.

1. A soccer team has _____ players.
2. Birds have _____ wings.
3. A car has _____ tires.
4. Spiders have _____ legs.
5. A triangle has _____ sides.
6. Turtles have _____ shell.

