



Mi Villa Alegre School

Elementary: 2nd grade

WEEK 3

LANGUAGE ARTS - TERM IV

Dear Student, have a great week! Remember you are the brightest star!

We have **LIVE CLASSES** during the week and you can find the recorders here too. Watch the videos and follow all the instructions. If you have questions write me segundoprimariamva@gmail.com **Miss Vivi Alvarez.**

	Content	Activities	Resource(s)
MONDAY August 24th	Phonics Long Vowel u + magic e.	<ul style="list-style-type: none"> • WARM UP: Phonics songs. • Listen to Miss Vivi Alvarez explaining . • Spell words game. • Book activities: - Listen and point the vocabulary words. <ul style="list-style-type: none"> - Listen and chant. - complete words. 	Book page 99.
TUESDAY August 25th	Review unit 10-11 Page. 102-103	<ul style="list-style-type: none"> • WARM UP: Spelling Bee • Review: unit 10 and 11. • Book activities: -Circle-write. <ul style="list-style-type: none"> - Look and circle/write/match - complete words. 	Book Page 102-103
WEDNESDAY August 26th	unit 13 "Farm animals" Farm Animals vocabulary	<ul style="list-style-type: none"> • WARM UP: Bingo song. • Listen and repeat the vocabulary words. • Chant with the vocabulary words. • Book activities: - Listen and point the vocabulary words. <ul style="list-style-type: none"> - Listen and read. <p>optional: You can dress up as farmer this day.</p>	Book page page 104.
FRIDAY August 27th	<ul style="list-style-type: none"> → celebrations vocabulary → Long vowel u +magic e → farm animal vocabulary 	→ Quiz 1	EDMODO



Estimados padres de familia, de lunes a miércoles tenemos nuestras **clases de inglés en vivo, por lo que pedimos no adelantarse**. En plataforma pueden encontrar las grabaciones de las clases de la semana y retroalimentar en casa lo aprendido. El alumno que no cuente con sus textos puede trabajar las actividades en su cuaderno. Gracias por su incondicional apoyo.

2nd. A ID de reunión: 756 8078 0712
Código de acceso: SEGUNDOA

2nd. B ID de reunión: 771 1693 2496
Código de acceso: SEGUNDOB

2nd. C: ID de reunión: 770 6763 6995
Código de acceso: SEGUNDOC

2nd. D: ID de reunión: 765 3733 3084
Código de acceso: SEGUNOD

TEXTBOOK PAGES

Lesson Four Phonics

1 Listen, point, and repeat. 141

June flute tube cube

2 Listen and chant. 142

This month is June
And it's my birthday!
I have a fun cube,
I can play all day.
I have a new flute
For my birthday,
And a poster in a tube.
What a happy day!

3 Read the chant again. Circle the sound u e.

4 Listen and complete the words. 143

1 tube 2 u e 3 u e 4 u e

Long vowels u + magic e Unit 12

Review 4

1 Circle the odd-one-out. Write.

1	bride	wedding	guest	oxygen	oxygen
2	boots	sunny	shirt	gloves	
3	band	raining	windy	cold	
4	fifteen	muscles	o'clock	thirty	

2 Write.

o'clock thirty forty-five fifteen

hot cold raining snowing windy sunny

1 It's seven forty-five.

2 It's nine _____.

3 It's eight _____.

It's cold. It's _____.

4 It's eleven _____.

5 It's three _____.

6 It's five _____.

It's _____.

3 Look and number.

How about on Saturday?

Yes, that's fine.

1 Are you free on Friday?



Great! I'll ask my grandma.



We can play soccer.


No, sorry. I'm not free.

2


Say the word and circle the correct sound.







1  a e **i** e o e u e 2  a e i e o e u e

3  a e i e o e u e 4  a e i e o e u e

5  a e i e o e u e

5 Look and match.



- | | | | | | |
|---|---|-------------------|-------------------------------------|---|--------------------|
| 1 |  | Is he dancing? | <input checked="" type="checkbox"/> | c | a No, they aren't. |
| 2 |  | Are they singing? | <input type="checkbox"/> | b | b Yes, I am. |
| 3 |  | Is he drinking? | <input type="checkbox"/> | c | c Yes, he is. |
| 4 |  | Are you eating? | <input type="checkbox"/> | d | d Yes, they are. |
| 5 |  | Is she playing? | <input type="checkbox"/> | e | e No, she isn't. |
| 6 |  | Are they talking? | <input type="checkbox"/> | f | f No, he isn't. |

6 Read and color.

My work in Units 10, 11, and 12 is





Play Play a game!


Review 4

13 Look at all the animals!

Lesson One Words

1 Listen, point, and repeat.  146 2 Listen and chant.  147



3 Listen and read.  148

1  Wow! Look at all the animals, Billy.

2  Look. This cow is bigger than that cow.
Yes. It's the mommy cow.

3  And this sheep is smaller than that sheep.
It's a baby sheep.

4  Look. A baby donkey and a mommy donkey.
That's right, Billy.

5  Look, that goat is bigger than the other goats.
Is it a daddy goat?

6  No. It's a hungry baby goat!

Unit 13 Farm animals