



Mi Villa Alegre School Elementary: 5th grade

WEEK 4 LANGUAGE ARTS - TERM IV

Dear Student, have a great week! Remember you are the brightest star!

We have **LIVE CLASSES** during the week and you can find the recorders here too. Watch the videos and follow all the instructions. If you have questions write me quintomivillaalegre@gmail.com . Miss Ana María Pazos.

	Content	Activities	Resource(s)
MONDAY August 31st	The Heavenly Horse (reading)	<ul style="list-style-type: none">● WARM UP: Guess the song.● Talk about pictures on page 102.● Reading and questions of page 102.● Listen and look at the words of page 103.● Say sentences with the words.● Listen and complete the song of page 105.	-Book: pages 102, 103, and 105
WEDNESDAY September 2nd	A message for the future: Vocabulary # 2	<ul style="list-style-type: none">● WARM UP: Find the hidden objects.● Explanation of vocabulary words.● Drawings and words on the notebook.● Read and listen to the story of page 108.● Activity 2 of page 108● Complete sentences with vocabulary words of page 109.	-Notebook -Book: pages 108 and 109

Estimados padres de familia, de lunes a miércoles tenemos nuestras **clases de inglés en vivo**. En plataforma pueden encontrar las grabaciones de las clases de la semana y retroalimentar en casa lo aprendido. El alumno que no cuente con sus textos puede trabajar las actividades en su cuaderno. Gracias por su incondicional apoyo.





ID: 627 867 3165 / PASSWORD: english

Skills Time!

Lesson Five

Reading

- 1 Look at the article. What do you think it is about?
- 2 Listen and read.  

The Heavenly Horse



One and a half thousand years ago, a powerful group of people named the Silla ruled Korea. The Silla had powerful **armies** to protect their royal families and their land. They built beautiful temples and statues and made wonderful jewelry and decorations.

When Silla kings died, people buried them in great tombs. There are many ancient Silla tombs in Korea, but the most famous tomb is the Cheonmachong tomb in the Gyeongju valley. Only local people knew the tomb was there until 1973, when archeologists decided to study the area. Soon the rest of the world knew about this wonderful place.

The tomb is 47 meters wide and 12.7 meters high. After digging for several months, archeologists found golden jewelry, a **word**, a lamp, and some shoes. They also found a gold **crown** and a gold belt, which shows that the tomb was for a king. Inside a treasure **chest**, there was a painting of a horse with wings on its feet. Because of this painting, people called the tomb the Heavenly Horse.

Today, the Heavenly Horse tomb is a very popular tourist attraction. Visitors can go inside the tomb and see where the king lay for hundreds of years. If you travel to Korea you should definitely take the chance to see this amazing place.


3 Read again and write True or False.

- 1 The Silla people were from Korea.
- 2 The tomb is in the Gyeongju valley.
- 3 Archeologists dug for many years before they found anything in the tomb.
- 4 There was a painting of a horse in the tomb.
- 5 Not many people know about the tomb today.

True

Words in context

1 Find the words in the article to match the pictures.



1 army

2

3

4



5

6

7

8

2 Listen and order the lines. Sing.  


Everything changes

- 1 People from long ago left things behind,
 People may go, but their homes and things last.
 Now we can learn about life in the past.
 Clues for their friends in the future to find.


Chorus:

- 1 Everything changes and time moves so fast.
 Will you leave something for people to find?
 The present and future will soon be the past.
 What piece of history will you leave behind?

- 1 In ancient buildings, we find ancient things,
 What was it like then? We all want to know.
 Statues and dishes and carvings and rings.
 Each clue tells something of life long ago.



Lesson One Story

1 Listen and read. What are the children doing?  100

1 

Fin Tell us your great idea, Ed.
Ed OK. Why don't we make a time capsule? We can put things in this box and bury it. When people dig it up in the future, they'll learn about what life is like now.

2 

Libby What are we going to put in the box?
Kate Let's all write a message and put them on a memory stick.
Ed We should put a supermarket receipt in the box so people can see how much things cost.

3 

Libby A magazine will show what clothes we wear.
Ed What about a photo album?
Kate We can put in a computer manual, too. That will show people what technology we have.

4 

Fin Great! Does anyone have any other ideas?
Girl A CD of our favourite songs.
Boy A map of our town.
Girl A DSD Club hat!

5 

Ed What about dollars? They'll show people what kind of money we use.
Kate OK, Ed. You can put your money in the box.
Ed Oh ... um ... maybe I'll just take a photo and put that in.

6 

Fin I have some exciting news! I called the mayor's office and he said we could bury the time capsule in the park.
Libby And the local newspaper wants to write a story about it!

2 Listen to the story again and repeat. Act.

3 Read again and write True or False.

- 1 Ed has a box.
- 2 The children are going to write messages and put them in a book.
- 3 Ed wants to put his money in the time capsule.
- 4 The children are going to bury the time capsule in the park.

True

Lesson Two Words

1 Listen and repeat.  101



2 Write the words.


- 1 You can write about your life in a diary.
- 2 You put a on a postcard.
- 3 You can store information on a .
- 4 A tells you how to use a new machine.
- 5 You can keep your favorite photos in a .
- 6 When you buy something from a store, you get a .

Working with words

Homonyms are words that have the same spelling but different meanings.

stamp noun	float noun	spring noun	sink noun	light noun
stamp verb	float verb	spring noun	sink verb	light adj



3 Listen and repeat.  102

4 Match the homonyms.

