



Mi Villa Alegre School Elementary: 3rd grade

WEEK 5 LANGUAGE ARTS - TERM IV

Dear Student, have a great week! Remember you are the brightest star!

We have **LIVE CLASSES** during the week and you can find the recorders here too. Watch the videos and follow all the instructions. If you have questions write to me terceromivilaalegre@gmail.com . Miss Vicky Valencia.

	Content	Activities	Resource(s)
MONDAY September 7th	Fluency Time: Describing people.	<ul style="list-style-type: none">• WARM UP: Tongue Twister• Fluency Time (describing people): Explanation.• Say examples and use vocabulary words (friendly, pretty, shy, young, old, tall, handsome, short)• Activity 1: Read and say.• Activity 2: Write t (true) or f (false)• Activity 3: Make a party scene.	PAGE 110 - 111
WEDNESDAY September 9th	Story: Did you have a good day?.	<ul style="list-style-type: none">• WARM UP: Roulette (spell vocabulary words)• Vocabulary words: Explanation.• Activity 1: Listen, point and repeat• Activity 2: Listen and read (story)• Activity 3: Read and circle.• Activity 4: Write.	PAGE 112 - 113

Estimados padres de familia, de lunes a miércoles tenemos nuestras **clases de inglés en vivo**. En la plataforma pueden encontrar las grabaciones de las clases de la semana y retroalimentar en casa lo aprendido. El alumno que no cuente con sus textos puede trabajar las actividades en su cuaderno. Gracias por su incondicional apoyo.



ID: 803 966 9257 Password: 123

Fluency Time! 5



Everyday English

1 Watch and listen. Read and say. 132

1

Anna: Look! That's Sara. Do you know her?
Tom: No. But I know that she lives on our street.
Anna: She's in my class at school.

2

Tom: What's Sara like? She looks friendly.
Anna: I think she is friendly. She always smiles and says hello.

2 Watch and listen. Write T (true) or F (false). 133

- 1 Anna knows Bill. ☐
- 2 Bill always looks cheerful. ☐
- 3 Lucy looks very worried. ☐
- 4 Lucy is smart. ☐

3 **Speaking** Talk with your friend.

friendly	kind	generous	mean	clever
relaxed	cheerful	sad	interesting	shy

Do you know Maria?
Yes, I do. She's in my class.
What's she like? She looks shy.
Yes, I think she is shy.
Is she clever, too?
Yes, she is. She's very clever.

Craft

1 Watch the story again. Act.

2 Make a party scene.



1 Color the party scene. Cut out the party scene and fold along the line to make the floor and the walls. Glue the tabs to the floor.



2 Choose names and faces for the people at your party. Don't tell your partner the names! Color and cut out the people, then glue them in the party scene.

3 **Speaking** Ask and answer with your friend.

Who's Steve in your picture?
He's a tall boy. He looks shy.
Oh yes. I can see him. Can you see Karen in my picture?
No, I can't. What's she like?
She's quite short and she looks very mean.
Oh, yes! There she is!

14 Did you have a good day?

Lesson One Words

1 Listen, point, and repeat. 134



paint



paintbrush



calculator



lunchbox



dictionary



P.E. clothes






backpack



apron

2 Listen and read. 135



Lesson Two Grammar

1 Listen to the story again and repeat. Act.

2 Look and say.

Let's learn!

I / You / He / She / It / We / They

Did you **have** a good day?

Yes, I **did**. No, I **didn't**.

What did you watch last night? A movie.

Where did you watch the movie? At home.

When did the movie end? At nine o'clock.

Did you like the movie, Max?

What?

Oh, Max! You **didn't** watch the movie!

3 Read and circle.

- What / Where** did Jenny paint? A picture of her house.
- Where / When** did you visit your cousins? Last week.
- Where / What** did the boys have a picnic? In the park.
- What / When** did you have for dinner last night? Pizza.
- What / Where** did the girls play tennis? At the playground.
- Where / When** did the children have breakfast today? At seven o'clock.

4 Write.



Did he walk to school yesterday?

No, he didn't.



Did they have lunch at school today?



Did she use a calculator?



Did he have his P.E. clothes today?

Did you like the movie? What / Where / When Unit 14