



Mi Villa Alegre School

Elementary: 4th grade

WEEK 6

LANGUAGE ARTS - TERM IV

Dear Student, have a great week! Remember you are the brightest star!

We have **LIVE CLASSES** during the week and you can find the recorders here too. Watch the videos and follow all the instructions. If you have questions write to me cuartomivillaalegre@gmail.com . Miss Sofía Montenegro

	Content	Activities	Resource(s)
DAY 1	Listening, speaking and writing	<ul style="list-style-type: none">• WARM UP: Jobs mimics• Activity 1: Listen and number.• Activity 2: Listen again and match.• Activity 3: Think of a job. Ask and answer.• Activity 4: Writing preparation.	Notebook page 109
DAY 2	Fluency time describing accidents Family	<ul style="list-style-type: none">• WARM UP: Watch a video on page 109• Activity 1: Read and say.• Activity 2: Watch and listen. Complete the sentences with the words below.• Activity 3: Talk with your friend.• Present the vocabulary.• Activity 1: Listen point and repeat.• Listen and read.	Notebook Page 110 and 112
FRIDAY September 18th	Object pronouns /le/ /la/ /el/ /il/ endings	→ Quiz 2	EDMODO

Estimados padres de familia, de lunes a miércoles tenemos nuestras **clases de inglés en vivo**. En la plataforma pueden encontrar las grabaciones de las clases de la semana y retroalimentar en casa lo aprendido. El alumno que no cuente con sus textos puede trabajar las actividades en su cuaderno. Gracias por su incondicional apoyo.



ID reunión: 720 0942 3737 Contraseña: students

Lesson Six

Listening

1 Listen and number.



2 Listen again and match.

- | | | |
|--|--------------------------|---------------|
| 1 This person sometimes works in dangerous places. | <input type="checkbox"/> | a doctor |
| 2 This person helps 25 people every day. | <input type="checkbox"/> | b teacher |
| 3 This person helps to make our cities and roads safe. | <input type="checkbox"/> | c firefighter |
| 4 This person likes making children smile. | <input type="checkbox"/> | d policeman |

Speaking

3 Think of a job. Ask and answer.

Does he work with ...
(a computer / people)?

Does he wear a ...
(uniform / hat)?

- | | | |
|---------|---------|-------------|
| nurse | teacher | firefighter |
| mailman | pilot | farmer |
| actor | singer | server |

Writing preparation

We can use a **subordinate clause** in a sentence to give more information. Again, we use **that** for things and **who** for people. We put two **commas** around the new information.

Lin Hao, **who** is a ten-year-old student, was very brave ...

4 Underline the subordinate clauses in these sentences.

Then say each sentence without the subordinate clause.

- This doctor, who works in a hospital, helps children.
- The earthquake, which was very strong, happened in China.
- This teacher, who teaches English, has 25 students in her class.
- The firefighter, who has a dangerous job, rescues people after storms.

Complete the writing tasks on pages 108–109 of the Workbook.

page 108-109

Fluency Time! 5



Everyday English

1 Watch and listen. Read and say.

1

Miss Taylor: What's the matter?
 Anna: Tom fell down. He's hurt his leg.
 Miss Taylor: Where did it happen?

2

Tom: I fell down on the playground.
 Miss Taylor: Take Tom to the school nurse, please.
 Anna: OK, Miss Taylor. Come on, Tom.

2 Watch and listen. Complete the sentences with the words below.

There are two extra words.



- head nurse band bag tennis wash

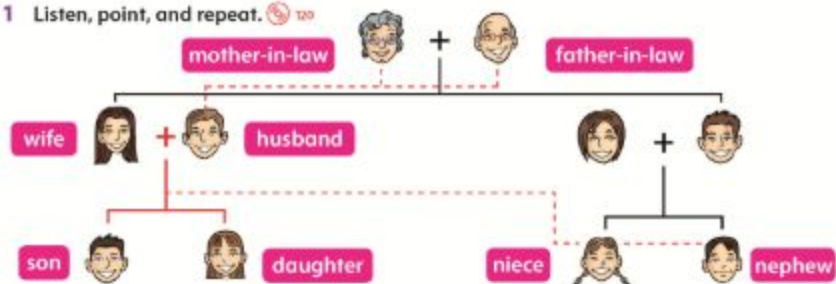
- Anna's hurt her hand.
- She fell down on the court.
- She tripped over a .
- Tom will take her to the school .

3 Speaking Talk with your friend.

- | | | | | | |
|--------|------|------|------------|---------------|--------------|
| leg | arm | hand | playground | classroom | sports field |
| finger | foot | | art room | computer room | |

Lesson One Words

1 Listen, point, and repeat.  



2 Listen and read.   

