



# Mi Villa Alegre School Transition

## WEEK 6 PHONICS - TERM IV

**Dear Student,** have a great week!

We have **LIVE CLASSES** during the week. Watch the videos and follow all the instructions. Miss Katherinne Mezarina.

	Content	Activities	Resource(s)
<b>MONDAY</b> September 14th	Sound to symbol /y/	<ul style="list-style-type: none"> <li>• Warm up: sing jolly phonics song /y/.</li> <li>• Name capital and lowercase letter /y/.</li> <li>• Ask randomly (using roulette app) to turn the words hidden in the board, name the words with initial sound /y/.</li> <li>• Practice: listen to the words on page 163, trace capital and lowercase letter next to the ones with initial sound.</li> </ul>	<b>LIVE CLASS</b> <ul style="list-style-type: none"> <li>• Phonics K book, page 163.</li> <li>• Crayons</li> </ul>
<b>TUESDAY</b> September 15th		<b>Independence Day (no classes)</b>	
<b>WEDNESDAY</b> September 16th	Sound to symbol /y/	<ul style="list-style-type: none"> <li>• Warm up: listen to a story.</li> <li>• Reproduce sound /y/.</li> <li>• Name the pictures on page 164, complete the words by tracing initial sound /y/.</li> <li>• Practice: in a piece of paper trace capital and lowercase letter /y/, draw three pictures with initial sound /y/.</li> <li>• Paste the pictures and the letter on a color paper (add to the phonics album).</li> </ul>	<b>LIVE CLASS</b> <ul style="list-style-type: none"> <li>• Phonics K book, page 164.</li> <li>• Crayons</li> <li>• Arial sheet of paper</li> <li>• Sheet of paper</li> <li>• Pencil</li> <li>• Scissors</li> <li>• Glue.</li> </ul>


**Estimados padres de familia,** de lunes a viernes tenemos nuestras **clases de inglés en vivo**. En la plataforma pueden encontrar las grabaciones de las clases de la semana y retroalimentar en casa lo aprendido. El alumno que no cuente con sus textos puede trabajar las actividades en su cuaderno. Gracias por su incondicional apoyo.




TRANSITION B: <https://us04web.zoom.us/j/72126924169?pwd=M0ExbXd5eEIVaDFHWW1YNIItUVdMUT09>  
 TRANSITION C: <https://us04web.zoom.us/j/76041907814?pwd=OFBINXM4bGt0VGNIZjBhM0ZyNE1xUT09>  
 TRANSITION A: <https://us04web.zoom.us/j/76784593065?pwd=cnplZDg5OHZ3WEhZb2hXVHR0QzBvZz09>

TEXTBOOK PAGES

Name \_\_\_\_\_


Yy 



\_\_\_\_\_

\_\_\_\_\_


\_\_\_\_\_



\_\_\_\_\_

\_\_\_\_\_


\_\_\_\_\_



\_\_\_\_\_

\_\_\_\_\_


\_\_\_\_\_



\_\_\_\_\_

\_\_\_\_\_


\_\_\_\_\_



\_\_\_\_\_

\_\_\_\_\_

\_\_\_\_\_





\_\_\_\_\_

\_\_\_\_\_

\_\_\_\_\_

**Directions:** Help children name the pictures. If a picture name begins with the sound of y, have children print 'Yy' on the line.

Yy 



\_\_\_\_\_

\_\_\_\_\_

\_\_\_\_\_

yarn



\_\_\_\_\_

\_\_\_\_\_

\_\_\_\_\_

ogurt




\_\_\_\_\_

\_\_\_\_\_

\_\_\_\_\_

awn



\_\_\_\_\_

\_\_\_\_\_

\_\_\_\_\_

o-yo

**Directions:** Have children name each picture and trace or print the letter y to complete each word. Point to and say each word as children say it with you.

**HOME** Help your child make up silly sentences using words that begin with the y sound, such as Yaks use yellow yarns.