



Mi Villa Alegre School

Elementary: 3rd grade

WEEK 10

LANGUAGE ARTS - TERM IV

Dear Student, have a great week! Remember you are the brightest star!

We have **LIVE CLASSES** during the week and you can find the recorders here too. Watch the videos and follow all the instructions. If you have questions write to me terceromivillaalegre@gmail.com . Miss Vicky Valencia.

	Content	Activities	Resource(s)
MONDAY OCTOBER 12TH	Reading: an e-mail,	<ul style="list-style-type: none">● WARM UP: Drawing Time.● Skills time: Write a e-mail : Explanation.● Activity 1: Listen, point and repeat.● Activity 2: Listen and read.● Activity 3: Read again and write T(true) or F(false).	PAGE 124
WEDNESDAY OCTOBER 14TH	Lesson 6: listening, speaking and writing.	<ul style="list-style-type: none">● WARM UP: Description game.● Vacation phrases: Explanation.● Activity 1: Listen and circle.● Activity 2: Ask and answer about you.● Activity 3: Write s for comments at the Start or E for comments at the End.	PAGE 125

Estimados padres de familia, de lunes a miércoles tenemos nuestras **clases de inglés en vivo**. En la plataforma pueden encontrar las grabaciones de las clases de la semana y retroalimentar en casa lo aprendido. El alumno que no cuente con sus textos puede trabajar las actividades en su cuaderno. Gracias por su incondicional apoyo.



ID: 803 966 9257 Password: 123

Skills Time!

Lesson Five

Reading

1 Listen, point, and repeat. 151

tomorrow later tonight this afternoon soon next week

2 Look at the email. Where is Bruno on vacation?

3 Listen and read. 152

Hi Dan,

How are you? I'm having a fantastic time in Barcelona! The weather here is great! It's very hot and sunny.

We went to the amusement park yesterday. I went on all the rides! It was great!

This afternoon, we're going to visit the aquarium. There are lots of amazing sea creatures there. I can't wait to see the sharks! My sister is scared of sharks. She wants to see the penguins. Later, we're going to visit Barcelona Zoo and we're going to watch a dolphin show. I love dolphins!


We're going to have dinner in a restaurant tonight. I want to try seafood!

We're going to visit Montjuïc Castle tomorrow. Then we're going to the beach. My sister wants to windsurf and I want to swim in the ocean.


We're going to fly home next week. I'm going to have lots more cool photos to show you!

See you soon.

Best wishes,
Bruno



Tibidabo Amusement Park



Barcelona Aquarium


4 Read again and write T (true) or F (false).


- | | |
|---|---|
| 1 Bruno is in London. <u> F </u> | 2 Bruno is going to visit the amusement park this afternoon. <input type="checkbox"/> |
| 3 Bruno wants to swim in the ocean tomorrow. <input type="checkbox"/> | 4 Bruno is going to watch dolphins this afternoon. <input type="checkbox"/> |
| 5 Bruno's sister wants to see the sharks. <input type="checkbox"/> | 6 Bruno's family are going to fly home next week. <input type="checkbox"/> |

Lesson Six

Listening

1 Listen and circle. 153





Harry's vacation

Monday	Tuesday	Wednesday	Thursday	Friday
visit the zoo	help my dad	watch TV	watch TV	ride my bike
play soccer	ride my bike	help my dad	visit the zoo	play soccer

Speaking

2 Ask and answer about you.

ride my bike	watch TV	visit family	do my homework
help my mom	play soccer	listen to music	play with my friend
read a book	go to the park	write an email	have a music lesson

What are you going to do on Monday?

I'm going to watch TV.

What are you going to do on Tuesday?

I'm going to do my homework.

Writing preparation

We use these phrases to **start** and **end** an email or letter.

<p>Start</p> <p>Dear ...</p> <p>Hi ...</p> <p>How are you?</p> <p>Thanks for your email.</p>	<p>End</p> <p>Write soon.</p> <p>See you soon.</p> <p>Bye for now.</p> <p>Take care.</p> <p>Best wishes,</p>
---	---

Check that your email or letter has clear paragraphs and correct punctuation before you send it.

3 Write **S** for comments at the Start or **E** for comments at the End.

- | | |
|--------------------------|--|
| 1 Write soon. | <input checked="" type="checkbox"/> E |
| 2 Dear Amy, | <input type="checkbox"/> |
| 3 Thanks for your email. | <input type="checkbox"/> |
| 4 How are you? | <input type="checkbox"/> |
| 5 Hi Ben, | <input type="checkbox"/> |
| 6 Take care. | <input type="checkbox"/> |

Complete the writing task on page 125 of the Workbook.

page 125