



Dear Student, have a great week! Remember you are the brightest star!

We have **LIVE CLASSES** during the week and you can find the recorders here too. Watch the videos and follow all the instructions. If you have questions write to me karmengarcia1509@gmail.com Miss Carmen García.

	Content	Activities	Resource(s)
MONDAY October 12nd	Sound /g/	<ul style="list-style-type: none"> ● WARM UP: Jolly Phonics song /g/ ● Letter recognition ● Letter Recognition ● Sound to symbol on a presentation ● Trace letter form with gummies. ● On the book write beginning sound /g/ ● On the book play “loteria” 	-Page 76 -Crayons -Gummies -4 little circles
TUESDAY October 13rd	Review /s/ /t/ /m/ /k/ /b/ /g/ /h/	<ul style="list-style-type: none"> ● WARM UP: jump on the right letter ● Read sounds sequence ● Review songs ● Sound to symbol on the presentation ● Work on the book. 	-Page 81,82 -Letters forms (s,t,m,k,b,g,h) on the floor. -Crayons -Letter forms did them on crafts in classes.

Estimados padres de familia, el lunes y miércoles tenemos nuestras **clases de inglés en vivo**. En la plataforma pueden encontrar las grabaciones de las clases de la semana y retroalimentar en casa lo aprendido. El alumno que no cuente con sus textos puede trabajar las actividades en su cuaderno. Gracias por su incondicional apoyo.




Tema: LANGUAGE ARTS ID de reunión: 719 5359 7307 Código de acceso: kinderla

TEXTBOOK PAGES

Picture Dictionary

Gg 


game



girl


goat


goose


Directions: Have children name each picture and write the letter g to complete each word. Point to the letter g.

HOME Help your child make up a sentence using each dictionary word, such as _____



UNIT
1
CHECKUP

Name _____



sandwich

(s) b



tiger

m (t)




jar

(j) h



bird

k (b)



goose

(g) j




fork

m (f)



horn

(h) b



key

(k) f











moon

s (m)



Directions: Help children say the name of each picture. Then, have them circle the letter that

UNIT 1
CHECKUP

 b m bat	 k h ham	 j b jar
 g s sun	 k t kite	 f h fish
10 j t ten	 m f mop	 b g game

Directions: Have children name the pictures, then trace the letter that stands for the beginning sound.



Ask your child to write the letters *b, h, j, s, k, f, t, m,* and *g* on slips of paper, then place them on things whose names begin with the letters.