



**Dear Student,** have a great week! Remember you are the brightest star!

We have **LIVE CLASSES** during the week and you can find the recorders here too. Watch the videos and follow all the instructions. If you have questions write to me [karmengarcia1509@gmail.com](mailto:karmengarcia1509@gmail.com) Miss Carmen García.

	Content	Activities	Resource(s)
<b>MONDAY</b> <b>October 6th</b>	Sound /g/	<ul style="list-style-type: none"> <li>● WARM UP: Jolly Phonics song /g/</li> <li>● Letter recognition</li> <li>● Phonological Awareness</li> <li>● Handwriting with gummies</li> <li>● On book find items with /g/ sound</li> </ul>	-Page 74 -Letter form -Gummies -Crayons
<b>TUESDAY</b> <b>October 7th</b>	Sound /g/	<ul style="list-style-type: none"> <li>● WARM UP: Find the letter /g/</li> <li>● Letter Recognition</li> <li>● Sound to symbol on a presentation</li> <li>● Handwriting on ziploc bag.</li> <li>● Read words sequences.</li> <li>● Work on the book.</li> <li>● Letter Recognition by using the balloons.</li> </ul>	-Page 75 -Crayons - 2 green balloons with traces of the letters G,g. -A plastic bag (ziploc) with green glitter and green paint.



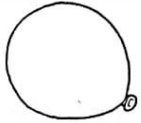

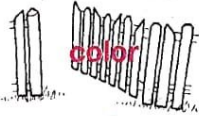

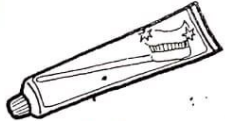
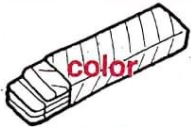

**Estimados padres de familia,** de lunes y miércoles tenemos nuestras **clases de inglés en vivo**. En la plataforma pueden encontrar las grabaciones de las clases de la semana y retroalimentar en casa lo aprendido. El alumno que no cuente con sus textos puede trabajar las actividades en su cuaderno. Gracias por su incondicional apoyo.



Tema: LANGUAGE ARTS ID de reunión: 719 5359 7307 Código de acceso: kinderla

Sound to Symbol

Gg 

 color goat	 color girl	 balloon
 milk	 color gate	 sun
 tube	 color gum	 color goose

g g

**Directions:** Have children say each picture name. Have them color each picture whose name begins with /g/. Then, they can practice writing g on the line at the bottom of the page.



Have your child write Gg on slips of paper and place them on things whose names begin with g.



Name \_\_\_\_\_

Gg 



game

\_\_\_\_\_

\_\_\_\_\_

\_\_\_\_\_

G g



fork

\_\_\_\_\_

\_\_\_\_\_

\_\_\_\_\_



gum

\_\_\_\_\_

\_\_\_\_\_

\_\_\_\_\_

G g



girl

\_\_\_\_\_

\_\_\_\_\_

\_\_\_\_\_

G g



map

\_\_\_\_\_

\_\_\_\_\_

\_\_\_\_\_



goat

\_\_\_\_\_

\_\_\_\_\_

\_\_\_\_\_

G g

© Pearson Education, Inc. Modern Curriculum Press/Pearson Learning Group. All rights reserved. Copying strictly prohibited.

**Directions:** Help children name the pictures.  
If a picture name begins with the sound of g,  
have children print Gg on the line.

